



[www.stv-fsg.ch](http://www.stv-fsg.ch)

# **Rangliste Trampolin**

## **18. Schloss Cup**

**Hellmatt, Möriken-Wildegg**

**23.-24.03.2019**



18. Schloss Cup *Event subtitle*  
Individual trampoline — Open Ladies — Final

				S1	S2	S3	S4	S5	S6	S7	S8	S9	S10	L	E	D	H	Time	Total	Score
1.	HUNZIKER Sarah	TV Liestal - NKL	2002	1	2	4	6	6	4	4	4	4	6	0	15.9	6.6	9.40	14.080	45.980	45.980
2.	TEOLDI Lisa	Morbio - CRT	2000	5	4	6	4	4	2	4	6				12.5	8.1	7.50	11.815	39.915	39.915
3.	CILIBERTO Moira	TV Liestal - NKL	2000	6	6	8									4.0	2.6	2.50	4.060	13.160	13.160

Generated by sporttech.io official scoring system at Feb 24, 2019 3:39:17 PM. Live results at [www.sporttech.io/explore](http://www.sporttech.io/explore).






18. Schloss Cup *Event subtitle*  
Individual trampoline – Open Ladies – Qualification

				S1	S2	S3	S4	S5	S6	S7	S8	S9	S10	L	E	D	H	Time	Total	Score	
1.	TEOLDI	Lisa	SFG Morblo - CRT	2000	1 5	3 4	3 6	4 6	3 4	2 3	4 6	3 6	5 6	6 6	2 2	16.4 14.6	3.8 10.6	9.50 9.40	15.385 14.555	45.085 49.155	94.240
2.	HUNZIKER	Sarah	TV Liestal - NKL	2002	2 0	2 2	2 3	3 4	5 6	4 6	2 4	6 4	4 4	6 6	0 0	16.4 16.1	2.6 6.6	9.10 9.00	14.225 14.175	42.325 45.875	88.200
3.	CILIBERTO	Moira	TV Liestal - NKL	2000	6 6	4 4	4 5	5 6	4 6	6 6	4 6	4 4	4 4	8 6	2 2	14.9 14.5	3.6 9.2	8.90 9.10	13.935 13.290	41.335 46.090	87.425
4.	DIETZEL	Sally	FSG Actigym Ecublens - CRT	2002	2 5	2 6	3	4	4	6	2	4	4	6	2	16.1 2.9	2.4 2.3	9.20 1.70	14.530 2.870	42.230 9.770	52.000
5.	GLASL	Fiona	TV Maur - RLZ	2002	4 6	6 4	5	4	4	5	4	4	7	9	20	12.8 3.0	3.8 2.1	9.00 1.80	14.715 3.095	40.315 9.995	50.310
6.	CHILO	Fanny	FSG Morges - CRT	1994	0	2	1	2	4	4	4	4	4	6	2	16.7	4.2	8.60	16.065	45.565 0	45.565
7.	MUSSMANN	Emily	TV Liestal - NKL	2002	0	2	2	2	1	3	4	4	6			15.6	2.8	8.50	13.900	40.800 0	40.800

Generated by sporttech.io official scoring system at Mar 13, 2019 11:07:45 PM. Live results at [www.sporttech.io/explore](http://www.sporttech.io/explore).



18. Schloss Cup *Event subtitle*  
Individual trampoline – Open Men – Final

				S1	S2	S3	S4	S5	S6	S7	S8	S9	S10	L	E	D	H	Time	Total	Score
1.	PROGIN Simon	 FSG Aigle-Alliance - CRT	1990	6	4	5	4	6	6	6	6	4	6	1	14.6	16.3	9.10	15.345	55.345	55.345
2.	HAGER Robin	 STV Winterthur - RLZ	2002	6	8	9	10	7	8	8	9	8	7	20	10.0	15.2	9.00	14.310	48.510	48.510
3.	BRUHIN Loan	 Chêne Gymnastique Genève - CRT	2001																0	0

Generated by sporttech.io official scoring system at Feb 24, 2019 3:39:42 PM. Live results at [www.sporttech.io/explore](http://www.sporttech.io/explore).



18. Schloss Cup *Event subtitle*  
Individual trampoline – Open Men – Qualification

				S1	S2	S3	S4	S5	S6	S7	S8	S9	S10	L	E	D	H	Time	Total	Score	
1.	BRUHIN	Loan	Chêne Gymnastique Genève - CRT	2001	0	1	0	2	2	2	4	4	4	4	0	17.7	5.4	9.60	17.180	49.880	104.380
					4	6	4	6	6	5	6	4	4	4	2	14.9	14.6	9.50	15.500	54.500	
2.	PROGIN	Simon	FSG Aigle- Alliance - CRT	1990	2	0	0	2	2	1	4	4	3	4	2	17.6	5.4	9.30	17.465	49.765	103.675
					4	5	6	5	6	6	6	7	8	4	0	14.3	15.3	9.00	15.310	53.910	
3.	HAGER	Robin	STV Winterthur - RLZ	2002	4	2	4	2	0	2	4	2	4	6	2	16.8	4.4	9.50	16.500	47.200	92.920
					6	8	10	8	6	8	6	8	8			11.2	13.2	7.90	13.420	45.720	
4.	LACHAVANNE	Sébastien	Chêne Gymnastique Genève - CRT	2000	0	2	0	2	2	2	4	4	4	2	1	17.7	5.0	9.50	16.695	48.895	77.020
					4	6	6	4	6							7.4	8.0	4.60	8.125	28.125	
5.	WALDNER	Luc	TV Grenchen - NKL	2002	2	2	2	4	2	4	4	4	4	6	0	16.6	4.0	9.60	17.200	47.400	67.690
					4	6	9	6								5.5	5.0	3.40	6.390	20.290	

Generated by sporttech.io official scoring system at Feb 24, 2019 3:42:22 PM. Live results at [www.sporttech.io/explore](http://www.sporttech.io/explore).



18. Schloss Cup *Event subtitle*  
Individual trampoline – Junior Girls – Final

				S1	S2	S3	S4	S5	S6	S7	S8	S9	S10	L	E	D	H	Time	Total	Score		
1.	BITTERLI	Lavinia	2004	4	3	4	5	5	4	4	5	4	2	0	16.0	10.0	9.30	13.530	48.830	48.830		
			TV Liestal - NKL																			
2.	ZBINDEN	Anja	2004	4	4	6	4	6	4	4	6	6	6	4	14.6	8.5	8.80	13.535	-2.0	43.435		
			TV Liestal - NKL																			
																				→	43.435	
3.	LEUENBERGER	Silvana	2004	4	4	4	7	6							7.5	5.1	4.50	7.140	24.240	24.240		
			TV Liestal - NKL																			

Generated by sporttech.io official scoring system at Feb 24, 2019 3:38:52 PM. Live results at [www.sporttech.io/explore](http://www.sporttech.io/explore).






18. Schloss Cup *Event subtitle*  
Individual trampoline – Junior Girls – Qualification

					S1	S2	S3	S4	S5	S6	S7	S8	S9	S10	L	E	D	H	Time	Total	Score
1.	BITTERLI	Lavinia	TV Liestal - NKL	2004	1	2	1	4	4	2	4	4	4	4	0	17.0		9.80	14.810	41.610	90.730
					4	4	4	4	4	6	4	4	4	4	0	15.8	10.0	9.60	13.720	49.120	
2.	ZBINDEN	Anja	TV Liestal - NKL	2004	2	2	0	3	4	1	4	2	1	4	0	17.7		9.80	14.720	42.220	87.945
					6	2	4	6	4	5	6	7	6	7	2	14.5	9.5	8.90	12.825	45.725	
3.	LEUENBERGER	Silvana	TV Liestal - NKL	2004	3	2	2	4	5	2	3	5	4	4	0	16.6		9.50	14.250	40.350	86.815
					6	4	4	7	6	4	6	8	6	4	0	14.5	9.4	9.00	13.565	46.465	
4.	TELLENBACH	Zoe	STV Winterthur - RLZ	2004	4	4	5	4	4	5	4	4	5	4	1	15.6		9.60	13.970	39.170	84.960
					4	6	6	6	6	6	5	5	5	6	4	14.1	8.5	9.20	13.990	45.790	
5.	ILUNAMIEN	Eileen	TV Zürich Aussersihl - RLZ	2004	0	4	2	4	6	4	5	4	4	4	2	16.1		9.60	14.335	40.035	83.525
					6	6	6	5	6	7	6	6	6	8	20	11.8	8.5	9.10	14.290	-0.2	→
																				43.490	
6.	HABEGGER	Sina	TV Liestal - NKL	2004	2	3	2	2	6	4	4	4	4	6	6	15.7		9.60	13.555	38.855	65.490
					6	6	6	7	7	10						7.8	5.9	5.40	7.935	-0.4	→
																				26.635	
7.	KURMANN	Larissa	TV Mettmenstetten - RLZ	2003	4	2	2	4	4	2	4	4	4	4	4	16.2		9.60	14.730	40.530	45.825
					6											1.4	1.5	0.90	1.495	5.295	

Generated by sporttech.io official scoring system at Mar 23, 2019 3:14:08 PM. Live results at [www.sporttech.io/explore](http://www.sporttech.io/explore).



18. Schloss Cup *Event subtitle*  
Individual trampoline – Junior Boys – Final






				S1	S2	S3	S4	S5	S6	S7	S8	S9	S10	L	E	D	H	Time	Total	Score	
1.	WYSS	Noa	 TV Grenchen - NKL	2004	6	5	8	6	4	4	4	2	4	2	1	15.4	11.0	9.30	15.625	51.325	51.325
2.	GAFNER	Jayan	 Chêne Gymnastique Genève - CRT	2004	6	6	7	6	4	4	4	4	4	8	2	14.5	11.2	9.40	14.940	50.040	50.040
3.	ALVES	Gonçalo	 FSG Aigle - Alliance - CRT	2004	4	6	4	4	4	6	4	4	4	6	20	13.4	12.0	9.40	15.040	49.840	49.840

Generated by sporttech.io official scoring system at Feb 24, 2019 3:38:47 PM. Live results at [www.sporttech.io/explore](http://www.sporttech.io/explore).





18. Schloss Cup *Event subtitle*  
Individual trampoline — Junior Boys — Qualification

					S1	S2	S3	S4	S5	S6	S7	S8	S9	S10	L	E	D	H	Time	Total	Score
1.	ALVES	Gonçalo	 FSG	2004	0	2	1	4	2	3	2	2	3	3	4	17.4		9.50	16.575	43.475	95.080
			Algle- Alliance - CRT		4	4	4	4	3	2	4	6	5	6	2	15.6	11.2	9.00	15.805	51.605	
2.	WYSS	Noa	 TV	2004	1	2	2	2	3	4	1	4	3	4	0	17.4		9.50	16.590	43.490	93.835
			Grenchen - NKL		6	6	6	4	4	6	8	4	4	4	0	14.8	11.0	9.30	15.245	50.345	
3.	GAFNER	Jayan	 Chêne	2004	1	1	0	2	4	4	2	2	2	4	2	17.6		9.30	16.610	43.510	92.885
			Gymnastique Genève - CRT		5	4	4	6	6	6	4	4	4	6	2	14.9	10.0	9.10	15.375	49.375	
4.	FREUND	Finnian	 TV	2004	4	5	4	2	5	4	4	4	4	4	2	15.8		9.10	14.585	39.485	87.880
			Grüningen - RLZ		8	6	6	4	6	4	6	6	6	6	4	13.8	11.2	9.20	14.195	48.395	
5.	KURZ	Siro	 TV	2004	4	2	3	4	6	4	5	5	4	4	2	15.7		9.10	13.670	38.470	83.370
			Liestal - NKL		6	8	8	8	6	6	6	4	6	8	2	13.2	9.0	9.20	13.500	44.900	

Generated by sporttech.io official scoring system at Mar 23, 2019 3:04:55 PM. Live results at [www.sporttech.io/explore](http://www.sporttech.io/explore).



18. Schloss Cup *Event subtitle*  
Individual trampoline – National A Ladies – Final

					S1	S2	S3	S4	S5	S6	S7	S8	S9	S10	L	E	D	H	Time	Total	Score
1.	WINKLER	Céline	STV Winterthur	1996	4	5	6	6	6	4	4	4	5	6	1	14.9	8.3	9.50	13.660	46.360	46.360
2.	GANSNER	Jasmine	STV Möriken- Wildegg	2002	4	6	5	3	4	5	4	6	4	7	2	15.0	7.6	9.60	14.040	46.240	46.240
3.	SCHAAD	Ramona	TV Grenchen	2000	5	4	4	4	5	4	4	4	4	5	0	15.7	7.0	9.60	13.550	45.850	45.850
4.	RÜTIMANN	Naomi	TV Rüti	1996	3	4	5	4	4	6	6	4	5	6	1	15.2	7.6	9.30	13.625	45.725	45.725
5.	SCHÄRER	Melanie	STV Möriken- Wildegg	1997	2	2	4	4	4	4	2	4	4	4	0	16.6	5.1	9.90	13.870	45.470	45.470
6.	HUBER	Cynthia	TV Liestal	2001	2	3	4	4	2	3	6	1	4	4	0	16.7	4.4	9.90	13.650	44.650	44.650
7.	GANSNER	Claudia	STV Möriken- Wildegg	2000	6	4	4	5	6	6	4	5	5	9	1	14.5	7.1	9.10	13.655	44.355	44.355
8.	MEIER	Freya	TV Rüti	2000	4											1.6	1.3	0.10	1.430	4.430	4.430

Generated by sporttech.io official scoring system at Feb 24, 2019 3:38:56 PM. Live results at [www.sporttech.io/explore](http://www.sporttech.io/explore).


 18. Schloss Cup *Event subtitle*  
 Individual trampoline — National A Ladies — Qualification

				S1	S2	S3	S4	S5	S6	S7	S8	S9	S10	L	E	D	H	Time	Total	Score	
1.	WINKLER	Céline	STV Winterthur	1996	4	4	3	4	4	4	4	4	4	0	16.1		9.50	14.010	39.610	86.970	
					4	4	4	2	4	4	4	4	6	0	16.0	7.7	9.60	14.060	47.360		
2.	GANSNER	Jasmine	STV Möriken-Wildegg	2002	2	2	4	2	4	5	6	2	4	4	0	16.5		9.60	14.135	40.235	86.705
					4	4	4	3	4	6	4	5	6	6	0	15.4	7.6	9.40	14.070	46.470	
3.	SCHAAD	Ramona	TV Grenchen	2000	2	2	4	4	2	3	4	2	4	6	1	16.6		9.40	13.885	39.885	84.505
					4	4	4	4	6	4	5	4	6	6	0	15.3	7.0	9.00	13.320	44.620	
4.	GANSNER	Claudia	STV Möriken-Wildegg	2000	2	8	5	4	4	4	3	3	4	5	0	15.8		9.40	13.445	38.645	84.355
					4	2	4	4	5	4	4	4	6	8	0	15.5	7.1	9.60	13.510	45.710	
5.	MEIER	Freya	TV Rütli	2000	0	2	0	2	6	4	4	4	4	0	17.0		9.30	13.765	40.065	84.065	
					4	1	1	3	4	8	6	6	4	6	0	15.7	5.6	9.50	13.200	44.000	
6.	RÜTIMANN	Naomi	TV Rütli	1996	4	4	3	6	6	4	6	5	4	4	0	15.4		9.10	13.820	38.320	83.960
					4	4	4	5	4	4	6	4	4	4	0	15.7	6.3	9.50	14.140	45.640	
7.	SCHÄRER	Melanie	STV Möriken-Wildegg	1997	2	2	2	4	4	4	4	3	4	4	0	16.7		9.40	13.910	40.010	83.520
					3	6	4	4	5	5	4	4	4	5	2	15.4	5.1	9.50	13.510	43.510	
8.	HUBER	Cynthia	TV Liestal	2001	2	2	4	4	3	4	6	4	4	5	2	16.0		9.70	13.540	39.240	83.110
					2	2	4	4	2	4	6	2	4	6	2	16.2	4.4	9.70	13.570	43.870	
9.	REICHLIN	Alenka	STV Luzern	1999	2	4	4	6	2	6	6	4	4	9	0	15.3		9.80	13.315	38.415	82.080
					2	2	5	4	5	5	8	5	5	8	1	15.0	5.4	9.60	13.665	43.665	
10.	PFISTER	Ladina	TV Rütli	2000	3	6	4	5	5	4	4	4	4	4	2	15.5		9.70	13.155	38.355	81.170
					2	4	3	4	4	3	6	6	6	4	0	15.8	4.4	9.70	12.915	42.815	
11.	FAVA	Allisa	TV Liestal	1999	4	2	6	5	6	4	6	6	5	3	0	15.3		9.70	13.195	38.195	80.425
					4	4	6	6	6	6	5	4	4	4	0	15.1	4.6	9.80	12.730	42.230	
12.	KAUFMANN	Anja	STV Winterthur	1997	6	7	6	6	4	5	5	1	4	8	0	14.8		9.80	12.885	37.485	79.325
					6	8	6	6	3	6	5	0	4	6	0	15.0	4.5	9.70	12.840	-0.2	
																				→	
																					41.840
13.	KEMPER	Jana	Trampolin Club Waltenschwil	2001	9	7	5	6	8	7	7	5	5	8	0	13.3		9.30	12.930	35.530	75.620
					4	4	5	6	8	5	8	7	5	8	10	13.0	4.4	9.50	13.190	40.090	
14.	SCHMIDT	Lucy	TV Rütli	2004	2	3	3	4	4	5	5	2	6	8	20	13.8		9.30	13.315	36.415	75.150
					4	7	6	6	8	6	6	8	6	6	0	13.7	4.6	9.40	13.035	-2.0	
																					→
																					38.735
15.	FRIESS	Cécile	TV Rütli	1999	4	8	7	5							5.6		3.80	5.280	14.680	56.820	
					5	8	6	6	5	6	7	6	5	2	0	14.4	5.0	9.60	13.140	42.140	
16.	DI FEDERICO	Chiara	Trampolin Club Waltenschwil	1997	4	4	5	6	4	5	5	4	7	8	0	14.8		9.50	13.170	37.470	45.330
					10	6									2.4	1.0	1.80	2.660	7.860		

 Generated by sporttech.io official scoring system at Mar 23, 2019 1:56:43 PM. Live results at [www.sporttech.io/explore](http://www.sporttech.io/explore).



18. Schloss Cup *Event subtitle*  
Individual trampoline — National A Men — Final

				S1	S2	S3	S4	S5	S6	S7	S8	S9	S10	L	E	D	H	Time	Total	Score	
1.	SCHÜTZ	Janick	STV Möriken- Wildeg	1991	4	4	3	4	6	4	4	2	4	6	0	15.9	10.3	8.80	15.615	50.615	50.615
2.	CURCURUTO	Remo	TV Rütli	1993	3	2	2	5	3	4	4	4	4	2	16.3	8.3	9.40	14.710	48.710	48.710	
3.	LATTMANN	Fredi Ilario	STV Winterthur	1999	4	2	4	6	4	6	4	4	4	2	15.6	7.6	9.80	14.765	47.765	47.765	
4.	BECKERT	Tobias	STV Möriken- Wildeg	1994	5	6	6	7	6	8	7	7	8	8	0	13.2	9.8	8.70	14.510	46.210	46.210
5.	PALAZZO	Marco	Chêne Gymnastique Genève	2002	5	4	4	3	4	4	3	4	4	5	4	15.6	5.6	9.70	14.440	45.340	45.340
6.	HORLACHER	Till	STV Möriken- Wildeg	2001	4	4	4	8	8	4	5	4	5	5	2	14.7	6.1	9.50	13.235	43.535	43.535

Generated by sporttech.io official scoring system at Feb 24, 2019 3:39:00 PM. Live results at [www.sporttech.io/explore](http://www.sporttech.io/explore).



18. Schloss Cup *Event subtitle*  
Individual trampoline – National A Men – Qualification

					S1	S2	S3	S4	S5	S6	S7	S8	S9	S10	L	E	D	H	Time	Total	Score
1.	SCHÜTZ	Janick	STV Möriken- Wildegg	1991	1	1	2	2	2	2	2	3	2	4	2	17.7		9.50	15.555	42.755	94.465
					0	0	2	2	2	4	4	3	3	2	1	17.7	8.5	9.70	15.810	51.710	
2.	CURCURUTO	Remo	TV Rütli	1993	0	1	2	2	4	3	3	2	2	4	2	17.5		9.50	15.225	42.225	91.115
					3	1	2	2	4	3	4	3	2	4	2	17.0	7.6	9.30	14.990	48.890	
3.	LATTMANN	Fredi Ilario	STV Winterthur	1999	2	2	4	3	4	4	4	3	2	3	2	16.7		9.50	14.810	41.010	87.890
					4	4	5	3	4	4	4	4	5	5	0	15.8	7.6	9.10	14.380	46.880	
4.	PALAZZO	Marco	Chêne Gymnastique Genève	2002	2	4	3	4	4	4	4	4	2	4	2	16.3		9.30	14.755	40.355	85.055
					4	6	4	4	4	4	2	4	5	6	4	15.3	5.4	9.60	14.400	44.700	
5.	BECKERT	Tobias	STV Möriken- Wildegg	1994	4	4	4	4	4	2	7	9					12.2	7.10	11.870	31.170	80.690
					4	2	4	4	3	6	6	4	4	4	0	15.9	8.2	9.60	15.820	49.520	
6.	HORLACHER	Till	STV Möriken- Wildegg	2001	4	6	4	4	4	6	6	6	6	7	0	14.7		9.40	13.325	37.425	80.015
					4	8	6	6	8	6	5	4	6	5	2	14.0	6.1	9.20	13.290	42.590	
7.	IHRINGER	Linus	STV Winterthur	2003	4	4	6	6	8	7	6	6	5	6	2	14.0		9.20	14.410	37.610	77.505
					6	6	4	6	7	4	6	5	8			12.8	6.1	8.00	12.995	39.895	
8.	PUORGER	Sino	STV Winterthur	2003	4	6	6	8	8	8	8	6	6	6	2	13.2		9.30	13.870	36.370	77.455
					5	5	4	6	8	10	6	7	7	7	1	13.4	4.5	9.50	13.685	41.085	
9.	WYTTENBACH	Ivan	BTV Bern	1988	4	4	6	8	4	5	4	4	4	6	1	15.0		9.20	14.965	39.165	77.030
					4	5	6	6	6	7	6	8	10			12.2	5.0	8.00	12.665	37.865	
10.	GEHRIG	Lukas	Trampoline Club Waltenschwil	1996	2	2	4	5	4	5	4	2	4	6	0	16.2		9.30	13.195	38.695	72.240
					3	3	4	4	4	4	6	8				12.4	3.2	7.30	10.645	33.545	

Generated by sporttech.io official scoring system at Mar 23, 2019 3:14:49 PM. Live results at [www.sporttech.io/explore](http://www.sporttech.io/explore).















18. Schloss Cup *Event subtitle*  
Individual trampoline – National B Ladies – Final

				S1	S2	S3	S4	S5	S6	S7	S8	S9	S10	L	F	D	H	Time	Total	Score	
1.	TAUBERS	Luana	TV Grenchen	2003	2	4	2	4	4	3	4	2	3	2	2	16.8	4.1	9.90	13.520	44.320	44.320
2.	SCHNYDER	Gwenäette	STV Möriken- Wildeggen	2003	2	0	2	2	2	4	4	2	2	4	0	17.6	2.6	9.80	14.035	44.035	44.035
3.	LOBSIGER	Nora	TV Grenchen	2004	2	3	2	4	3	4	4	4	5	2	2	16.5	4.1	9.80	12.640	43.040	43.040
4.	SCHUMACHER	Anina	TV Rüti	2001	2	4	1	4	4	2	4	4	2	4	0	16.9	3.8	9.50	12.560	42.760	42.760
5.	HUBER	Jara	STV Möriken- Wildeggen	2003	4	4	4	6	6	6	4	4	4	6	2	15.0	4.1	9.70	13.120	41.920	41.920
6.	SCHWYZER	Vivienne	STV Sursee	2002	2	2	3	4	6	4	6	2	4	6	0	16.1	2.9	9.70	12.745	41.445	41.445
7.	FREY	Lydia	STV Möriken- Wildeggen	2002	4	3	4	2	2	2	2	2	2	6	0	17.1	1.7	9.80	12.450	41.050	41.050
8.	BRÄNDLE	Michelle	TV Rüti	2001	2	2	2	4	2	5	2	2	3	7	2	16.7	2.1	9.40	12.910	-0.2 → 40.910	40.910

Generated by sporttech.io official scoring system at Feb 24, 2019 3:39:03 PM. Live results at [www.sporttech.io/explore](http://www.sporttech.io/explore).


 18. Schloss Cup *Event subtitle*  
 Individual trampoline — National B Ladies — Qualification

				S1	S2	S3	S4	S5	S6	S7	S8	S9	S10	L	E	D	H	Time	Total	Score	
1.	TAUBERS	Luana	TV Grenchen	2003	1	2	0	2	2	2	2	3	4	6	1	17.5	9.80	13.805	41.105	84.220	
					2	4	1	4	4	3	4	3	6	4	2	16.3	4.1	9.60	13.115	43.115	
2.	SCHNYDER	Gwenäelle	STV Möriken-Wildegg	2003	2	0	4	5	2	2	0	3	6	4	0	17.2	9.50	13.695	40.395	83.745	
					2	2	4	2	2	4	5	2	0	5	2	17.0	2.6	9.80	13.950	43.350	
3.	LÖBSIGER	Nora	TV Grenchen	2004	2	2	0	2	2	2	2	2	4	6	0	17.6	9.70	12.435	39.735	82.250	
					3	4	2	6	6	4	4	4	6	3	0	15.8	4.1	9.90	12.715	42.515	
4.	BRÄNDLE	Michelle	TV Rütli	2001	2	1	2	2	2	2	2	4	3	4	0	17.6	10.00	13.155	-0.2	81.530	
					4	2	2	2	0	6	2	2	2	6	2	17.0	2.1	9.30	12.775	-0.2	
																			40.555	-0.2	
																				40.975	
5.	FREY	Lydia	STV Möriken-Wildegg	2002	2	2	3	2	2	2	4	3	4	3	0	17.3	9.80	12.630	39.730	80.925	
					6	2	2	2	2	2	1	2	4	7	0	17.0	1.7	9.90	12.595	41.195	
6.	SCHUMACHER	Anina	TV Rütli	2001	2	2	1	2	4	2	2	2	4	7	0	17.2	9.80	12.995	-2.0	80.630	
					2	4	2	4	5	1	4	5	1	4	2	16.6	3.8	9.60	12.635	-0.2	
																			37.995	-0.2	
																				42.635	
7.	HUBER	Jara	STV Möriken-Wildegg	2003	4	4	4	4	2	1	2	4	5	4	2	16.4	9.60	13.070	39.070	80.070	
					5	4	6	6	6	6	4	4	6	5	1	14.7	4.1	9.50	12.700	41.000	
8.	SCHWYZER	Vivienne	STV Sursee	2002	4	2	2	4	2	4	4	2	4	4	0	16.8	9.90	12.335	39.035	79.295	
					3	2	2	4	6	4	6	4	5	6	0	15.8	2.9	9.40	12.160	40.260	
9.	STEINMANN	Laura	Trampolin Club Waltenschwil	1996	2	2	3	3	2	4	3	2	4	6	0	16.9	10.00	11.870	38.770	78.855	
					4	3	4	2	1	4	3	3	6	8	2	16.0	2.3	9.80	11.985	40.085	
10.	BRÄNDLE	Shania	TV Rütli	2003	2	2	0	3	2	4	4	2	10		15.1	8.90	12.500	-0.2	78.200		
					3	1	1	2	2	4	2	2	2	8	2	17.1	2.1	9.80	13.100	-0.2	
																			36.300	-0.2	
																				41.900	
11.	RENTSCH	Kim	TV Grüningen	2004	6	3	0	2	4	4	4	4	4	4	0	16.5	9.80	12.525	38.825	77.390	
					5	2	2	3	4	6	8	4	4	8	2	15.2	1.2	9.60	12.565	38.565	
12.	CAGGIANO	Laura	STV Möriken-Wildegg	2001	2	4	5	4	4	3	2	4	4	6	2	16.0	9.90	12.600	38.500	77.315	
					6	7	6	8	8	4	9	4	4	8	2	13.4	3.5	9.80	12.115	38.815	
13.	MARTIN	Mayane	FSG Actigym Ecublens	2004	4	4	3	6	4	2	2	1	2	5	0	16.7	9.90	10.840	37.440	76.300	
					3	4	2	3	6	2	2	2	3	6	2	16.5	1.5	10.00	10.860	38.860	
14.	KOVAAR	Tessa	STV Luzern	2003	2	2	2	2	3	3	4	6	6	5	2	16.3	9.90	13.160	39.360	76.285	
					6	6	6	6	8	6	4	6	8	4	1	13.9	2.2	9.20	11.625	36.925	
15.	ROTHSTEIN	Anna	STV Luzern	2003	4	2	1	2	3	6	7	4	4	6	0	16.1	9.50	12.430	38.030	76.280	
					8	4	3	8	4	4	2	2	4	6	1	15.4	1.5	9.60	11.750	38.250	
16.	BRYNER	Lara	STV Möriken-Wildegg	2004	3	4	4	3	4	2	2	4	4	5	0	16.5	9.70	12.090	38.290	76.185	
					4	3	8	4	8	4	4	8	6	8	1	14.2	2.9	9.30	11.495	37.895	
17.	HUG	Michelle	STV Sursee	2001	2	3	4	5	4	4	4	6	4	6	2	15.6	9.90	12.135	37.635	76.165	
					3	4	4	4	4	4	2	6	5	9	2	15.3	0.8	10.00	12.430	38.530	
18.	OTTENEDER	Lena	TV Liestal	1999	6	4	4	2	3	4	4	4	6	6	0	15.7	9.80	12.235	37.735	76.025	
					5	3	4	3	4	4	2	4	6	6	2	15.7	0.7	9.70	12.190	38.290	
19.	FELDMANN	Elena	STV Luzern	2003	2	2	2	2	2	4	4	4	4	4	2	16.8	9.60	12.285	38.685	75.870	
					8	5	8	4	10	3	6	3	4	3	1	14.5	2.0	9.30	11.385	37.185	
20.	GROSS	Géraldine	STV Möriken-Wildegg	2003	4	4	4	4	4	2	2	5	5	8	0	15.8	10.00	11.985	37.785	75.845	
					4	8	6	7	4	5	8	6	8	8	0	13.6	3.5	9.40	11.560	38.060	

				S1	S2	S3	S4	S5	S6	S7	S8	S9	S10	L	E	D	H	Time	Total	Score		
21.	MASSON	Téa	 FSG Actigym Ecublens	2004	4	2	2	4	6	4	3	4	4	6	0	16.1		9.90	10.865	36.865	75.535	
					3	2	2	3	6	4	2	2	3	7	0	16.6	1.3	9.90	10.870	38.670		
22.	BAUMGARTNER	Timia	 STV Möriken- Wildeg	2004	3	4	4	2	3	2	2	3	4	5	0	16.8		9.90	13.100	39.800	75.300	
					4	4	5	7	6	4	4	4	8			13.4	3.0	8.40	10.700	35.500		
23.	DEMUTH	Nina	 STV Winterthur	1997	4	6	4	4	4	2	4	5	4	5	0	15.8		9.70	11.615	37.115	74.985	
					8	4	4	6	4	4	3	4	6	10	1	14.6	1.7	10.00	11.570	37.870		
24.	KUSTER	Sheryl	 TV Liestal	2001	5	4	4	4	4	5	4	4	6	6	0	15.4		10.00	11.745	37.145	74.905	
					2	2	4	6	4	8	6	9	6	8	3	14.2	2.5	9.40	11.660	37.760		
25.	ROOS	Livia	 STV Sursee	2004	7	4	4	6	4	2	3	2	4	4	0	16.0		9.90	10.710	36.610	74.880	
					8	4	4	4	4	1	4	1	4	4	0	16.2	1.4	10.00	10.670	38.270		
26.	FISCHER	Aliyah	 STV Möriken- Wildeg	2004	6	4	4	2	4	3	3	4	5	6	0	15.9		9.80	12.340	38.040	74.870	
					4	4	6	4	4	8	8	4	6	7	20	12.5	3.5	9.00	11.830	36.830		
27.	BLÖCHLINGER	Annick	 TV Grünigen	2004	3	2	0	7	4	4	2	4	6	6	2	16.0		9.80	10.915	36.715	74.475	
					4	4	4	8	4	4	6	1	8	2	2	15.3	1.5	9.70	11.260	37.760		
28.	STEINMANN	Katja	 Trampolin Club Waltenschwil	2000	4	2	2	3	4	2	2	2	4	8	0	16.7		9.90	12.085	36.685	73.280	
					5	4	2	2	5	3	2	2	6			14.9	-2.0	9.00	10.695	36.595		
																2.0						
29.	KUDELSKI HALDY	Isabelle	 TC Haut Léman	1962	6	4	6	4	6	4	4	4	4	2	0	15.6		9.90	10.155	35.655	72.520	
					4	4	5	4	4	4	5	4	2	4	0	16.0	0.7	9.90	10.265	36.865		
30.	VON BURG	Kira	 Trampolin Club Waltenschwil	2004	3	6	4	4	4	4	4	4	6	5	0	15.6		9.80	10.550	35.950	71.770	
					4	4	6	7	4	6	4	6	4	10	4	14.1	1.6	9.70	10.420	35.820		
31.	ALTWEGG	Andrina	 TV Rüti	2004	0	2	1	2	2	3	4	0	4	6	0	17.6		9.80	13.015	-0.2	68.765	
					4	2	6	2	6	2	8					11.0	2.3	6.50	8.950	-0.2	→	
																				40.215	→	
																					-0.2	→
																						28.550
32.	FREY	Maja	 STV Möriken- Wildeg	2004	3	4	4	2	2	1	2	3	4	6	0	16.9		9.90	13.620	40.420	61.645	
					4	4	4	6	6							7.6	2.3	4.60	6.725	21.225		

Generated by sporttech.io official scoring system at Mar 19, 2019 10:08:04 PM. Live results at [www.sporttech.io/explore](http://www.sporttech.io/explore).





18. Schloss Cup *Event subtitle*  
Individual trampoline – National B Men – Final

				S1	S2	S3	S4	S5	S6	S7	S8	S9	S10	L	E	D	H	Time	Total	Score	
1.	SPIELMANN	Luca	TV Grünigen	2003	4	4	6	4	6	8	6	10	8	9	3	13.2	4.4	9.50	12.130	39.230	39.230
2.	LANG	Jon-Erik	Trampolin Club Waltenschwil	2004	5	5	5	5	8	6	8	6	7	5	3	13.7	3.5	9.30	12.020	38.520	38.520
3.	SICKENBERG	Maxime	FSG Actigym Ecublens	2001	4	3	4	5	6	6	8	6	6	9	0	14.3	3.3	9.20	13.360	-2.0 → 38.160	38.160
4.	KRAIEM	Shahin	STV Sursee	2004	4	6	5	3	6	4	8	6	4	10	2	14.2	2.0	9.60	11.755	37.555	37.555

Generated by sporttech.io official scoring system at Feb 24, 2019 3:39:06 PM. Live results at [www.sporttech.io/explore](http://www.sporttech.io/explore).



18. Schloss Cup *Event subtitle*  
Individual trampoline — National B Men — Qualification

				S1	S2	S3	S4	S5	S6	S7	S8	S9	S10	L	E	D	H	Time	Total	Score	
1.	SICKENBERG	Maxime	FSG Actigym Ecublens	2001	4	4	4	4	2	4	3	4	4	4	3	16.0	9.80	13.265	39.065	81.805	
					4	4	4	4	6	6	4	4	4	2	15.4	4.4	9.60	13.340	42.740		
2.	LANG	Jon-Erik	Trampolin Club Waltenschwil	2004	4	4	4	4	4	4	4	4	6	4	15.4	9.70	12.880	37.980	76.975		
					4	6	5	6	6	4	7	5	6	1	14.4	3.5	9.10	11.995	38.995		
3.	SPIELMANN	Luca	TV Grüningen	2003	6	4	4	6	8	4	4	6	6	6	0	14.6	9.60	12.525	36.725	76.655	
					4	4	6	4	6	8	6	6	7	2	14.1	4.4	9.60	11.830	39.930		
4.	KRAIEM	Shahin	STV Sursee	2004	4	4	6	4	4	3	4	4	7	4	0	15.6	9.80	12.440	37.840	76.470	
					6	6	5	3	4	4	7	6	4	6	2	14.7	2.0	9.90	12.030	38.630	
5.	WOLFISBERG	Florian	STV Luzern	2003	4	2	4	4	6	4	6	4	6	5	0	15.5	9.60	13.285	38.385	71.930	
					4	4	4	6	6	3	4	6			12.3	3.2	7.70	10.345	33.545		
6.	ALBISETTI	Paul	TV Grüningen	2004	6	6	6	5	6	4	3	5	6	4	0	14.9	9.70	12.235	36.835	60.425	
					5	6	6	6	8	8					8.1	2.9	5.70	6.890	23.590		

Generated by sporttech.io official scoring system at Feb 24, 2019 3:41:59 PM. Live results at [www.sporttech.io/explore](http://www.sporttech.io/explore).



18. Schloss Cup *Event subtitle*  
Individual trampoline – U15 Elite Girls – Final

					S1	S2	S3	S4	S5	S6	S7	S8	S9	S10	L	E	D	H	Time	Total	Score
1.	MORET	Lucie	 FSG Actigym Ecublens	2005	4	4	5	6	4	5	4	2	4	6	0	15.6	9.2	9.10	13.025	46.925	46.925
2.	MEURY	Fiona	 TV Liestal - NKL	2005	4	4	4	5	6	6	7	4	5	4	4	14.7	9.0	9.50	13.365	46.565	46.565
3.	DALCHER	Anouk	 TV Liestal - NKL	2005	2	3	0	4	4	6	6	4	4	6	0	16.1	5.7	9.60	13.265	44.665	44.665
4.	BERGER	Laora	 Chêne Gymnastique Genève	2005	4	6	4	4	4	7	4	6	4	6	0	15.1	7.0	9.10	13.345	44.545	44.545
5.	RAMSTEIN	Francesca	 TV Liestal - NKL	2006	4	6	8	4	9	7	6	4	5			12.7	7.2	8.50	10.630	39.030	39.030

Generated by sporttech.io official scoring system at Feb 24, 2019 3:40:09 PM. Live results at [www.sporttech.io/explore](http://www.sporttech.io/explore).






18. Schloss Cup *Event subtitle*  
Individual trampoline — U15 Elite Girls — Qualification

					S1	S2	S3	S4	S5	S6	S7	S8	S9	S10	L	E	D	H	Time	Total	Score	
1.	MORET	Lucie	FSG Actigym Ecublens	2005	3 4	2 4	2 4	4 4	4 4	6 4	3 5	3 2	4 3	3 6	0 0	16.6 16.0		8.0 9.40	9.90 13.160	13.675 40.175	40.175 46.560	86.735
2.	MEURY	Fiona	TV Liestal - NKL	2005	2 5	1 6	2 6	3 6	6 4	4 6	4 8	4 5	4 7	7 9	0 20	16.3 11.8		9.0 9.20	9.30 13.300	13.705 43.300	39.305 43.300	82.605
3.	DALCHER	Anouk	TV Liestal - NKL	2005	2 2	2 4	2 1	4 4	4 6	5 5	6 5	4 4	4 6	6 8	0 2	16.1 15.3		5.7 9.60	9.30 13.005	13.100 43.605	38.500 43.605	82.105
4.	RAMSTEIN	Francesca	TV Liestal - NKL	2006	2 4	4 7	1 8	4 6	6 8	6 6	5 6	4 6	4 4	7 10	1 0	15.6 13.5		8.4 9.00	9.80 11.490	12.360 42.390	37.760 42.390	80.150
5.	BERGER	Laora	Chêne Gymnastique Genève	2005	4 4	4 4	2 4	2 4	4 6	4 8	9 4	4 6	4 6	8 8	20 1	13.5 14.5		6.3 9.30	9.70 13.220	13.320 43.320	36.520 43.320	79.840
6.	MERMOD	Laura	Chêne Gymnastique Genève - CRT	2006	4 4	4 4	4 4	6 6	5 6	8 6	4 4	6 5	6 6	8 8	2 20	14.3 12.7		6.1 9.00	9.40 12.480	12.570 40.280	36.270 40.280	76.550
7.	PICHLER	Lia	TV Liestal - NKL	2006	3 4	2 7	2	3	6	5	5	6	4	5	0	15.9 2.9		2.5 1.80	9.40 2.665	13.435 9.865	38.735 9.865	48.600

Generated by sporttech.io official scoring system at Feb 24, 2019 3:45:10 PM. Live results at [www.sporttech.io/explore](http://www.sporttech.io/explore).



18. Schloss Cup *Event subtitle*  
Individual trampoline — U15 Elite Boys — Final

					S1	S2	S3	S4	S5	S6	S7	S8	S9	S10	L	E	D	H	Time	Total	Score
1.	CORTHÉSY Robin	 FSG	2005		3	6	4	6	4	4	4	2	4	6	1	15.6	9.1	9.20	13.755	47.655	47.655
		Vevey Jeunes- Patriotes - CRT																			
2.	FÄH Robin	 TV	2005		6	8	7	5	6	4	4	8	8	8	1	13.5	8.5	8.90	12.835	43.735	43.735
		Stäfa - RLZ																			
3.	KÄFER Max	 TV	2005		8	6										2.6	1.9	1.70	2.620	8.820	8.820
		Liestal - NKL																			

Generated by sporttech.io official scoring system at Feb 24, 2019 3:40:07 PM. Live results at [www.sporttech.io/explore](http://www.sporttech.io/explore).



18. Schloss Cup *Event subtitle*  
Individual trampoline — U15 Elite Boys — Qualification

					S1	S2	S3	S4	S5	S6	S7	S8	S9	S10	L	E	D	H	Time	Total	Score
1.	CORTHÉSY Robin	FSG	2005	Vevey	4	2	2	2	4	4	3	4	4	4	0	16.7		9.40	13.750	39.850	86.895
					4	7	4	6	4	4	5	4	4	6	2	15.0	9.1	9.30	13.645	47.045	
Jeunes-Patriotes - CRT																					
2.	FÄH Robin	TV	2005	Stäfa - RLZ	4	4	3	5	6	4	8	6	6	6	2	14.6		9.80	12.765	37.165	79.195
					6	8	8	7	8	6	6	8	8	7	4	12.4	8.5	8.70	12.430	42.030	
3.	KÄFER Max	TV	2005	Liestal - NKL	3	4	4	5	8	4	4	4	4	5	3	15.2		9.40	13.255	37.855	76.560
					8	4	6	8	10	8	8	8	10		11.0	8.3	8.10	11.305	38.705		
4.	STAHEL Nicola	STV	2005	Winterthur - RLZ	7	6	7	5	6	8	6	4	6	8	2	13.5		9.10	14.100	36.700	76.420
					6	8	9	6	8	7	10	8	8	10	20	10.0	6.7	9.20	13.820	39.720	
5.	KUHNI Justin	TV	2005	Liestal - NKL	2	3	4	4	8	5	7	4	5	8	20	13.0		9.30	13.260	35.560	57.805
					8	4	8	8	9							6.3	5.5	4.40	6.045	22.245	
6.	WEISS Léon Bentje	TV	2006	Grenchen	4	2	6	7								6.1		3.60	4.650	14.350	56.590
					4	4	6	6	4	6	6	4	6	7	3	14.4	7.1	9.10	11.640	42.240	

Generated by sporttech.io official scoring system at Feb 24, 2019 3:44:59 PM. Live results at [www.sporttech.io/explore](http://www.sporttech.io/explore).



18. Schloss Cup *Event subtitle*  
Individual trampoline – U15 National Girls – Final

				S1	S2	S3	S4	S5	S6	S7	S8	S9	S10	L	E	D	H	Time	Total	Score	
1.	MARTIN	Nora	FSG Actigym Ecublens	2005	4	2	2	2	6	4	2	2	4	6	0	16.6	1.4	9.80	13.340	-0.2 → 40.940	40.940
2.	DALCHER	Alisha	TV Liestal	2006	2	2	4	4	4	6	3	5	6	8	0	15.6	4.0	9.50	11.710	40.810	40.810
3.	ALVAREZ	Naia	Chêne Gymnastique Genève	2006	4	4	2	4	7	4	6	4	8	6	2	14.9	4.4	9.30	12.080	40.680	40.680
4.	SCHUPPISSER	Jana	Trampolin Club Waltenschwil	2005	6	5	6	5	4	3	4	4	6	4	2	15.1	2.2	9.80	12.270	39.370	39.370
5.	KLEMENZ	Laura	STV Möriken-Wildegg	2006	4	4	6	4	6	4	4	6	4	7	4	14.7	2.9	9.70	11.315	38.615	38.615
6.	PATITZ	Charlotte	TV Rüti	2006	8	4	5	4	4	4	2	4	4	6	4	15.1	1.8	9.50	11.695	38.095	38.095
7.	VONLAUFEN	Elin	STV Sursee	2006	4	4	4	4	4	4	6	4	6	6	2	15.2	1.5	9.30	11.880	37.880	37.880
8.	LAGLER	Alexandra	STV Möriken-Wildegg	2005	6	6	6	5								5.7	1.9	3.70	4.885	16.185	16.185




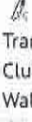



Generated by sporttech.io official scoring system at Feb 24, 2019 3:40:16 PM. Live results at [www.sporttech.io/explore](http://www.sporttech.io/explore).

18. Schloss Cup *Event subtitle*

## Individual trampoline — U15 National Girls — Qualification

					S1	S2	S3	S4	S5	S6	S7	S8	S9	S10	L	E	D	H	Time	Total	Score
1.	ALVAREZ	Naia	Chêne Gymnastique Genève	2006	7 4	4 4	1 2	4 4	3 6	2 2	2 2	4 2	4 4	3 4	0 1	16.6 16.5		9.80 3.3 9.40	13.060 12.380	39.460 41.580	81.040
2.	MARTIN	Nora	FSG Actigym Ecublens	2005	4 4	2 2	2 2	4 2	4 2	4 3	2 1	2 2	4 4	6 8	0 0	16.6 17.0		9.50 1.4 9.80	13.005 13.345	-0.2 → 38.905 41.545	80.450
3.	DALCHER	Alisha	TV Liestal	2006	4 2	4 4	4 3	4 4	4 5	2 6	2 4	4 6	4 6	4 8	2 3	16.2 14.9		9.80 4.0 9.60	11.835 11.490	37.835 39.990	77.825
4.	SCHUPPISSER	Jana	Trampolin Club Waltenschwil	2005	4 5	4 4	3 6	2 6	4 4	2 6	4 4	4 5	4 6	6 4	0 0	16.3 15.0		9.90 2.2 9.60	12.440 12.175	38.640 38.975	77.615
5.	VONLAUFEN	Elin	STV Sursee	2006	2 8	4 5	4 4	4 2	4 4	4 2	2 4	2 4	3 4	6 6	3 2	16.2 15.5		9.90 1.5 9.80	11.645 12.415	37.745 39.215	76.960
6.	LAGLER	Alexandra	STV Möriken- Wildeggen	2005	5 4	3 4	3 6	4 4	3 4	2 6	2 6	4 7	4 4	10 4	0 1	16.0 15.0		10.00 4.3 8.90	12.870 11.870	-2.0 → 36.870 40.070	76.940
7.	KLEMENZ	Laura	STV Möriken- Wildeggen	2006	4 5	5 4	4 6	2 4	4 6	4 4	4 4	4 6	4 4	4 6	0 0	16.1 15.1		9.90 2.9 9.70	12.185 11.045	38.185 38.745	76.930
8.	PATITZ	Charlotte	TV Rütli	2006	2 7	2 2	4 4	2 4	4 4	6 3	2 4	3 10	4 4	2 8	0 1	16.9 14.9		9.60 1.8 9.80	12.010 11.755	38.510 → 38.055	76.565
9.	BEYLI	Ena	BTV Bern	2005	4 6	4 8	4 4	2 4	4 4	2 4	3 6	3 4	4 4	8 6	20 2	14.2 14.8		9.50 2.4 9.80	12.900 12.565	36.600 39.565	76.165
10.	AMREIN	Mia	STV Sursee	2005	3 4	4 5	4 4	4 4	5 4	6 6	4 4	6 4	6 6	2 0	15.0 15.3		9.80 0.9 9.80	12.145 12.170	36.945 38.170	75.115	
11.	HACKER	Sarina	STV Winterthur	2006	6 5	2 4	6 4	4 4	4 6	4 4	6 8	4 6	4 8	4 8	1 2	15.5 14.1		9.60 3.1 9.60	11.850 11.290	36.950 38.090	75.040
12.	HENGARTNER	Lena	TV Grenchen	2005	4 6	3 4	4 5	4 4	5 6	5 6	6 8	6 8	6 6	7 8	2 4	14.8 13.5		10.00 1.6 9.70	12.975 12.325	37.775 37.125	74.900
13.	BRUNO	Laura	STV Möriken- Wildeggen	2005	6 8	4 4	6 4	6 4	4 4	4 8	4 4	4 4	4 4	6 6	5 1	14.7 14.9		9.90 2.1 9.70	11.840 11.260	36.440 → 37.760	74.200
14.	MEIER	Anna	Trampolin Club Waltenschwil	2005	4 6	4 4	4 4	6 6	4 4	2 4	6 4	4 4	8 6	7 6	3 0	14.8 15.2		9.90 1.4 9.30	11.420 11.415	36.120 37.315	73.435
15.	KOLLER	Lia	TV Grenchen	2005	4 6	4 8	4 6	3 8	3 9	4 6	4 8	4 10	8 6	7 10	1 2	15.4 12.1		10.00 3.8 9.20	11.760 10.620	37.160 35.720	72.880
16.	STIRNIMANN	Anja	STV Möriken- Wildeggen	2006	4 4	4 5	9 4	10 4	5 10	4 6	5 8	4 6	6 4	10 4	0 0	13.9 14.5		9.70 2.0 9.30	11.660 11.460	35.260 37.260	72.520
17.	BUCHER	Lisa	STV Sursee	2005	4 4	4 4	6 6	4 4	4 5	6 4	4 5	6 6	8 8	7 7	0 2	14.8 14.5		9.80 0.7 9.90	10.710 11.725	-0.2 → 35.110 → 36.625	71.735
18.	BADERTSCHER	Liv	TV Rütli	2005	4 10	4 6	2 6	3 4	3 4	6 4	8 6	6 8	5 6	5 6	0 0	15.4 14.0		9.90 1.7 9.60	10.555 9.785	-0.2 → 35.655 35.085	70.740



					S1	S2	S3	S4	S5	S6	S7	S8	S9	S10	L	E	D	H	Time	Total	Score
19.	DÜERKOP	Antonia	 BTV Bern	2005	7	2	4	3	2	2	4	4	4	6	0	16.2		9.30	13.075	38.575	70.540
					4	6	6	6	6	6	4	10				11.2	3.2	7.50	10.065	31.965	
20.	HANSELMANN	Nina	 STV Luzern	2005	4	4	5	4	4	4	3	4	6	7	0	15.5		9.80	10.610	35.910	70.455
					8	6	8	4	5	5	4	5	8	8	1	13.8	1.3	9.50	9.945	34.545	
21.	REIS	Lena	 STV Sursee	2006	4	6	7	6	6	6	6	6	6	6	4	13.7		9.90	10.420	34.020	68.840
					8	6	6	6	6	6	5	7	6	10	0	13.4	1.4	9.90	10.120	34.820	
22.	SIMONIELLO	Michela	 Trampolin Club Waltenschwil	2005	6	6	6	6	6	6	6	6	6	6	0	14.0		9.90	11.500	35.400	66.755
					8	6	8	6	6	9	7	7	10			11.3	1.8	8.60	9.655	31.355	
23.	HILDEBRAND	Svenja	 STV Sursee	2006	6	5	5	4	6	6	10	8				11.0		7.50	9.490	27.990	65.440
					6	6	8	6	7	10	5	6	6	4	2	13.4	2.1	9.70	12.250	37.450	
24.	MILOVANOVIC	Dragana	 TC Haut Léman	2006	6	8	7	6	6	8	10	10	8	6	2	12.3		9.70	8.625	30.625	64.700
					4	6	4	6	6	8	6	4	6	7	0	14.3	0.6	9.90	9.275	34.075	
25.	VURLOD	Maeva	 TC Haut Léman	2006	7	9	8	6	6	6	10	10	7	7	1	12.3		9.80	8.015	30.115	59.760
					6	6	5	6	6	8	8	6	8			12.1	0.6	9.00	7.945	29.645	

Generated by sporttech.io official scoring system at Mar 10, 2019 9:34:50 PM. Live results at [www.sporttech.io/explore](http://www.sporttech.io/explore).



18. Schloss Cup *Event subtitle*  
Individual trampoline — U15 National Boys — Final

				S1	S2	S3	S4	S5	S6	S7	S8	S9	S10	L	E	D	H	Time	Total	Score	
1.	GRAF	Janis	STV Möriken- Wildeg	2006	2	2	4	4	4	4	4	4	4	0	16.4	4.8	9.90	13.250	44.350	44.350	
2.	GEISSMANN	Dario	STV Möriken- Wildeg	2006	3	4	4	2	4	4	4	5	4	2	0	16.4	4.8	9.30	13.545	44.045	44.045
3.	BADER	Damien	FSG Actigym Ecublens	2005	4	4	4	6	7	8	7	5	4	7	2	14.2	5.5	9.40	12.565	41.665	41.665
4.	STEINER	Andri	TV Grenchen	2005	6	8	5	6	8	6	6	4	4	6	0	14.1	4.5	9.50	11.605	39.705	39.705
5.	BRYNER	Jan	STV Möriken- Wildeg	2006	6	4	6	4	6	5	8	5	4	7	0	14.5	2.9	9.90	11.710	39.010	39.010
6.	CARDARELLI	Nando	TV Grenchen	2006	4	4	5	5	6	5	6	4	4			13.7	4.7	8.60	11.285	38.285	38.285
7.	BAUMANN	Marco	TV Grenchen	2006	6	6	8	8	10	6	10					8.6	2.6	6.50	8.615	26.315	26.315
8.	LÜSCHER	Nils	STV Möriken- Wildeg	2005	5	10										2.5	0.5	1.80	2.420	7.220	7.220

Generated by sporttech.io official scoring system at Feb 24, 2019 3:40:13 PM. Live results at [www.sporttech.io/explore](http://www.sporttech.io/explore).

18. Schloss Cup *Event subtitle*




## Individual trampoline — U15 National Boys — Qualification

					S1	S2	S3	S4	S5	S6	S7	S8	S9	S10	L	E	D	H	Time	Total	Score	
1.	GEISSMANN	Dario	STV Möriken- Wildeg	2006	4 3	2 4	4 4	2 4	4 4	2 4	2 6	4 4	4 6	4 4	0 2	16.8 15.5		10.00 9.60	13.015 13.035	39.815 42.935	82.750	
2.	GRAF	Janis	STV Möriken- Wildeg	2006	2 2	3 4	4 4	3 4	4 5	3 6	2 6	4 4	4 4	5 4	0 0	16.6 15.7		9.40 9.30	13.065 13.220	39.065 43.020	82.085	
3.	BADER	Damien	FSG Actigym Ecublens	2005	4 2	4 3	2 4	4 3	3 6	6 6	2 6	4 6	4 5	7 7	3 0	15.7 15.2		9.50 9.10	13.495 12.980	38.695 41.680	80.375	
4.	CARDARELLI	Nando	TV Grenchen	2006	4 4	4 4	2 6	4 6	2 5	2 5	4 8	6 6	5 8	5 6	3 0	15.9 14.2		9.60 9.20	12.560 12.070	38.060 40.870	78.930	
5.	STEINER	Andri	TV Grenchen	2005	6 4	4 6	2 4	3 6	4 6	4 6	6 8	4 4	4 4	6 6	0 0	15.7 14.6		9.70 8.90	11.960 11.365	37.360 39.365	76.725	
6.	LÜSCHER	Nils	STV Möriken- Wildeg	2005	4 6	4 5	4 6	3 4	3 6	4 6	3 4	4 4	6 6	6 8	0 0	15.9 14.5		9.90 9.90	11.725 12.385	37.525 38.885	76.410	
7.	BAUMANN	Marco	TV Grenchen	2006	4 4	4 7	4 7	4 6	6 6	3 6	4 6	4 6	6 8	4 8	0 6	15.7 13.0		9.70 9.10	12.435 12.075	37.835 38.575	76.410	
8.	BRYNER	Jan	STV Möriken- Wildeg	2006	4 4	6 4	4 5	4 4	4 6	4 4	4 6	5 4	6 5	7 8	4 2	14.8 14.8		9.70 9.90	12.460 11.690	36.960 39.290	76.250	
9.	REISS	Basil	Trampolin Club Waltenschwil	2005	2 6	4 8	6 6	4 4	4 4	4 4	2 4	4 4	4 4	8 4	0 2	15.8 15.0		10.00 9.70	11.775 11.860	37.575 38.360	75.935	
10.	BÄR	Matteo	STV Winterthur	2006	4 6	3 6	4 6	4 8	6 9	2 6	4 10	4 10	6 9	6 7	0 0	15.7 12.3		9.90 3.5	9.80 9.80	11.970 12.165	37.570 37.765	75.335
11.	LINGG	Manuel	STV Sursee	2005	4 4	4 4	6 6	8 5	6 4	5 4	4 4	6 6	6 6	8 8	1 4	14.2 14.5		9.80 9.50	11.400 12.060	35.400 37.260	72.660	
12.	SONDEREGGER	Nico	STV Möriken- Wildeg	2006	4 6	5 6	6 6	4 4	6 5	4 4	6 4	6 6	6 7	8 7	2 2	14.3 14.4		10.00 9.60	11.325 11.010	35.625 36.110	71.735	
13.	WEHRLIN	Laurin	TV Schönengrund	2005	4 8	4 6	6 7	4 6	5 6	6 6	6 4	4 4	6 6	4 4	1 1	15.0 14.2		9.80 1.3	9.90 9.90	10.285 10.590	35.085 35.990	71.075
14.	RASCHLE	Silvan	TV Schönengrund	2005	4 3	6 6	6 6	4 6	6 6	6 4	4 4	4 5	6 6	6 8	4 3	14.4 14.3		9.90 0.8	9.60 9.60	10.480 10.215	34.780 34.915	69.695
15.	RICCIARDI	Timon	STV Luzern	2005	4 4	7 6	6 10	6 6	6 6	6 5	6 6	8 8	8 8	7 10	0 4	13.6 12.7		9.70 1.1	9.80 9.80	10.005 9.960	33.305 33.560	66.865
16.	RATSCHOB	Tim	Trampolin Club Waltenschwil	2006	4 4	4 5	5 6	6 4	4 6	4 4	6 6	4 6	6 8			13.7 13.1		9.00 0.4	8.90 8.90	9.670 9.295	32.370 31.695	64.065

Generated by sporttech.io official scoring system at Feb 24, 2019 3:45:22 PM. Live results at [www.sporttech.io/explore](http://www.sporttech.io/explore).

18. Schloss Cup *Event subtitle*

## Individual trampoline — U13 Elite Girls — Final

				S1	S2	S3	S4	S5	S6	S7	S8	S9	S10	L	A	E	D	H	Time	Total	Score
1.	BISCHOF	Saskia	 2007 TV Liestal - NKL	3	4	4	4	4	5	4	4	6	6	10	0	14.6	6.2	9.50	12.110	42.410	42.410
2.	JOOS	Maja	 2007 TV Liestal - NKL	4	4	4	4	6	8	5	7	4	7	2	0	14.5	4.2	9.70	11.900	40.300	40.300
3.	RÜFENACHT	Sina	 2008 TV Liestal - NKL	4	6	4	5	6	6	4	6	4	6	1	0	14.8	4.2	9.00	10.915	38.915	38.915

Generated by sporttech.io official scoring system at Feb 24, 2019 3:39:57 PM. Live results at [www.sporttech.io/explore](http://www.sporttech.io/explore).



18. Schloss Cup *Event subtitle*  
Individual trampoline — U13 Elite Girls — Qualification

					S1	S2	S3	S4	S5	S6	S7	S8	S9	S10	L	A	E	D	H	Time	Total	Score
1.	BISCHOF	Saskia	TV	2007	3	4	2	5	4	4	4	4	3	5	0	0	16.2		9.50	12.075	37.775	80.410
			Liestal - NKL		4	6	6	6	4	5	4	4	4	6	0	0	15.1	6.2	9.40	11.935	42.635	
2.	RÜFENACHT	Sina	TV	2008	3	5	5	6	6	4	6	7	6	7	0	0	14.5		9.10	10.650	34.250	74.320
			Liestal - NKL		4	6	4	6	4	4	4	5	4	4	1	0	15.4	4.2	9.30	11.170	40.070	
3.	JOOS	Maja	TV	2007	4	5	3	4	6	6	10	8	8	10	0	0	13.6		9.40	11.815	-2.0	72.965
			Liestal - NKL		5	5	3	4	6	6	8	7	4	8	0	0	14.4	4.9	9.20	11.650	→	
																					32.815	
																					40.150	
4.	STUCKI	Ladina	STV	2008	5	8	4	6	8	8	6	8	8	9	0	0	13.0		9.50	10.140	32.640	69.330
			Winterthur - RLZ		4	8	4	6	8	7	4	6	8	9	10	0	12.6	4.5	9.70	9.890	36.690	

Generated by sporttech.io official scoring system at Feb 24, 2019 3:44:08 PM. Live results at [www.sporttech.io/explore](http://www.sporttech.io/explore).

18. Schloss Cup *Event subtitle*

## Individual trampoline — U13 Elite Boys — Final

					S1	S2	S3	S4	S5	S6	S7	S8	S9	S10	L	A	E	D	H	Time	Total	Score
1.	MEURI	Leif	TV Brüttisellen - RLZ	2007	6	8	8	6	6	6	8	4	4	7	2	0	13.5	8.5	9.00	12.615	43.615	43.615
2.	LOCHER	Elia	TV Liestal - NKL	2008	6	8	8	6	6	8	8	6	6	7	3	0	12.8	8.2	9.30	13.250	43.550	43.550
3.	STOCKER	Beoan	STV Wetzikon - RLZ	2007	2	4	4	6	5	5	6	6	6	8	0	0	14.8	5.5	9.10	12.995	42.395	42.395

Generated by sporttech.io official scoring system at Feb 24, 2019 3:39:54 PM. Live results at [www.sporttech.io/explore](http://www.sporttech.io/explore).

18. Schloss Cup *Event subtitle*

## Individual trampoline – U13 Elite Boys – Qualification

					S1	S2	S3	S4	S5	S6	S7	S8	S9	S10	L	A	E	D	H	Time	Total	Score
1.	LOCHER	Elia	TV	2008	2	4	4	4	6	8	6	4	3	4	0	0	15.5		9.60	13.770	38.870	82.325
			Liestal - NKL		5	6	7	6	6	6	8	6	6	10	0	0	13.4	8.2	9.40	12.455	43.455	
2.	MEURI	Leif	TV	2007	2	4	4	4	5	5	6	4	4	4	2	0	15.6		9.50	13.040	38.140	82.210
			Brüttisellen - RLZ		6	8	7	6	5	5	8	6	5	7	2	0	13.5	8.5	9.30	12.770	44.070	
3.	STOCKER	Beoan	STV	2007	2	4	5	6	6	4	7	6	4	5	2	0	14.9		9.30	12.825	37.025	80.305
			Wetzikon - RLZ		2	3	4	6	4	4	6	6	6	6	2	0	15.1	5.5	9.60	13.080	43.280	
4.	INVERNO	Quetzal	Chêne	2007	4	6	4	6	6	6	6	4	5	6	4	0	14.3		9.40	11.045	34.745	72.525
			Gymnastique Genève		4	6	6	6	5	6	6	8	6	8	6	0	13.3	4.3	9.00	11.180	37.780	
5.	KÄMPFER	Florian	TV	2008	4	8	7	7	7	7	7	6	6	8	0	0	13.3		9.50	9.805	32.605	70.455
			Weisslingen - RLZ		4	8	7	8	6	6	5	6	6	7	0	0	13.7	4.5	9.70	9.950	37.850	
6.	MEURY	Noel	TV	2007	4	6	7	6	6								7.1		5.00	5.375	17.475	53.815
			Liestal - NKL		4	8	4	6	8	8	6	8	8	8	0	0	13.2	3.6	9.30	10.240	36.340	

Generated by sporttech.io official scoring system at Feb 24, 2019 3:43:52 PM. Live results at [www.sporttech.io/explore](http://www.sporttech.io/explore).

18. Schloss Cup *Event subtitle*

## Individual trampoline – U13 National Girls – Final

					S1	S2	S3	S4	S5	S6	S7	S8	S9	S10	L	E	D	H	Time	Total	Score
1.	DUFAY DE LAVALLAZ	Amélie	FSG Actigym Ecublens	2008	6	2	2	2	2	4	4	6	4	6	0	16.2	1.7	9.70	12.310	39.910	39.910
2.	SCHNEIDER	Leonie	STV Möriken-Wildeggen	2007	4	4	7	7	6	4	2	6	3	6	0	15.1	3.5	9.50	11.565	39.665	39.665
3.	VON WARTBURG	Elin	STV Luzern	2008	4	4	2	2	4	6	4	4	5	3	0	16.2	2.0	9.80	10.870	38.870	38.870
4.	FEHLMANN	Sienna	TV Rütli	2008	3	4	4	6	7	5	4	6	4	8	1	14.8	1.4	9.80	10.820	36.820	36.820
5.	HOFSTETTER	Uma	STV Sursee	2008	4	4	5	4	4	3	4	5	4	4	0	15.9	0.9	9.90	10.020	36.720	36.720
6.	SIMONIELLO	Chiara	Trampolin Club Waltenschwil	2008	4	9	5	4	4	4	4	4	4	8	2	14.8	1.5	9.70	10.690	36.690	36.690
7.	BRUGGESSER	Aylin	STV Winterthur	2008	4	6	6	6	4	4	5	4	4	4	0	15.3	0.9	9.90	9.715	35.815	35.815
8.	AHCIN	Carina	STV Möriken-Wildeggen	2008	6	4	4	4	4	6	4	3	4	7	20	13.4	1.5	9.60	9.600	34.100	34.100

Generated by sporttech.io official scoring system at Feb 24, 2019 3:40:03 PM. Live results at [www.sporttech.io/explore](http://www.sporttech.io/explore).









18. Schloss Cup *Event subtitle*  
Individual trampoline – U13 National Girls – Qualification

					S1	S2	S3	S4	S5	S6	S7	S8	S9	S10	L	E	D	H	Time	Total	Score
1.	DUFAY DE LAVALLAZ	Amélie	FSG Actigym Ecublens	2008	2 6	3 4	0 2	2 2	2 4	2 4	2 5	2 4	3 6	4 6	0 0	17.8 15.7	0.9	9.90 10.00	12.410 12.290	40.110 38.890	79.000
2.	SCHNEIDER	Leonie	STV Möriken-Wildeggen	2007	2 4	1 4	2 6	2 6	0 6	2 5	2 2	2 7	4 4	4 8	1 0	17.8 14.8	3.5	9.90 9.70	11.540 11.505	39.240 39.505	78.745
3.	VON WARTBURG	Elin	STV Luzern	2008	2 6	4 4	3 4	2 3	4 4	2 6	2 4	4 4	5 6	6 4	0 0	16.6 15.5	2.0	9.80 9.60	10.415 10.595	36.815 37.695	74.510
4.	FEHLMANN	Sienna	TV Rütli	2008	4 3	3 4	2 4	3 6	3 4	5 4	4 6	6 6	4 6	6 8	0 2	16.0 14.7	1.4	9.90 9.90	10.960 10.780	36.860 36.780	73.640
5.	BRUGGESSER	Aylin	STV Winterthur	2008	4 6	4 4	3 2	4 4	3 4	4 3	4 4	4 4	5 4	8 5	2 0	15.5 16.0	0.9	10.00 9.90	10.070 10.215	35.570 37.015	72.585
6.	SIMONIELLO	Chiara	Trampolin Club Waltenschwil	2008	4 4	3 8	4 6	4 6	4 6	4 6	4 6	4 6	5 4	6 6	2 2	15.6 14.0	1.5	9.80 9.70	11.290 10.415	36.690 35.615	72.305
7.	AHCIN	Carina	STV Möriken-Wildeggen	2008	4 8	3 4	5 5	3 6	2 4	2 8	2 6	3 4	4 5	5 8	0 2	16.7 14.0	2.1	9.90 9.80	10.070 9.695	36.670 35.595	72.265
8.	HOFSTETTER	Uma	STV Sursee	2008	4 4	4 4	3 6	4 4	5 4	4 4	4 4	5 4	4 4	4 6	0 0	15.9 15.6	0.9	9.90 9.90	9.940 10.015	35.740 36.415	72.155
9.	INGOLD	Jolin	TV Grenchen	2007	2 2	4 6	3 4	2 3	5 4	4 6	6 4	6 6	6 5	5 5	0 0	15.7 15.5	0.7	9.40 9.90	10.395 10.545	35.495 36.645	72.140
10.	BOHREN	Jael	TV Liestal	2007	3 4	4 4	4 6	4 6	6 6	6 4	8 4	6 4	6 5	8 8	1 0	14.4 14.9	1.8	9.60 9.50	10.300 11.350	34.300 37.550	71.850
11.	BURGER	Keilah	STV Möriken-Wildeggen	2007	3 4	4 4	3 5	2 4	2 6	4 4	4 4	4 2	4 4	6 6	0 0	13.4 15.7	2.6	7.80 9.60	10.240 12.190	31.440 40.090	71.530
12.	ALBISETTI	Sonja	TV Grüningen	2008	4 4	6 4	4 4	6 5	5 4	6 4	6 6	4 4	6 5	8 6	0 0	14.5 15.4	1.2	9.70 9.80	9.960 9.915	34.160 36.315	70.475
13.	ABT	Alia	Trampolin Club Waltenschwil	2007	4 6	3 4	3 3	4 4	4 4	4 3	4 4	4 4	7 4	8 4	2 0	15.3 16.0	0.9	9.90 10.00	8.865 8.870	34.065 35.770	69.835
14.	FLEURY	Mylène	BTV Bern	2007	6 5	6 6	5 6	4 4	3 4	4 6	6 6	6 8	6 8	8 6	0 3	14.6 13.8	0.5	10.00 9.80	10.160 10.140	34.760 34.240	69.000
15.	CLERC	Lindsay	FSG Actigym Ecublens	2008	4 4	4 4	2 4	4 4	4 4	5 4	6 6	6 6	6 6	7 8	4 0	14.8 15.0	1.0	10.00 9.90	9.130 9.040	33.930 34.940	68.870
16.	STUDER	Julie	BTV Bern	2008	5 5	6 6	6 6	4 8	4 6	6 7	6 8	6 6	8 6	8 6	0 4	14.1 13.2	0.5	9.70 9.80	10.205 10.715	34.005 34.215	68.220
17.	HUBER	Nonoca	TC Haut Léman	2008	6 4	6 6	5 4	3 4	4 4	6 6	6 6	6 6	7 6	4 6	0 0	14.7 14.8	0.6	10.00 9.90	8.880 8.980	33.580 34.280	67.860
18.	BÜRGISSER	Antonia	Trampolin Club Waltenschwil	2007	4 4	7 6	6 6	5 5	7 6	5 4	4 4	4 6	6 5	4 7	0 4	14.8 14.3	1.0	10.00 9.60	8.840 8.775	33.640 33.675	67.315
19.	ISSLER	Alina	Trampolin Club Waltenschwil	2008	4 4	4 4	5 5	6 7	6 7	4 5	4 4	6 6	7 8	8 8	0 0	14.6 14.2	0.6	9.70 10.00	8.725 8.825	33.025 33.625	66.650
20.	FILLIETTAZ	Pauline	TC Haut Léman	2007	6 4	7 4	4 4	4 4	4 4	6 5	10 6	10 4	6 6	5 7	0 0	13.8 15.2	0.6	9.90 9.80	8.175 9.070	31.875 34.670	66.545

## Qualification — Individual trampoline, U13 National Girls — Results

					S1	S2	S3	S4	S5	S6	S7	S8	S9	S10	L	E	D	H	Time	Total	Score
21.	BRUNO	Simona	 STV Möriken- Wildegg	2008	4	4	6	5	4	4	3	4	6	8	0	15.2		9.70	10.205	-2.0	65.810
					8	5	4	5	4	8	4	4	5			13.3	1.5	9.00	8.905	→	
																				33.105	
																				32.705	
22.	FASOLINI	Isea	 BTV Bern	2008	5	6	6	4	4	6	6	6	8	10	0	13.9		9.80	8.805	30.505	64.770
					6	6	6	4	4	7	6	5	4	6	0	14.6	-2.0	9.90	9.265	34.265	
																0.5					
23.	NICOLET	Chloé	 TC Haut Léman	2008	7	9	8	6	6	8	9	10				9.7		7.90	7.510	25.110	59.235
					5	6	4	5	8	6	6	6	8	7	1	13.8	0.6	10.00	9.725	34.125	
24.	BUSER	Fiona	 STV Möriken- Wildegg	2007	4	4	2	2	4	2	4	4	5	5	0	16.4		9.70	10.885	36.985	40.720
					8											1.2	0.5	1.00	1.035	3.735	

Generated by sporttech.io official scoring system at Mar 4, 2019 11:05:20 PM. Live results at [www.sporttech.io/explore](http://www.sporttech.io/explore).

18. Schloss Cup *Event subtitle*

## Individual trampoline — U13 National Boys — Final

					S1	S2	S3	S4	S5	S6	S7	S8	S9	S10	L	E	D	H	Time	Total	Score
1.	BUCHER	Ben	STV Luzern	2007	3	2	3	4	2	2	4	4	3	4	0	16.9	2.2	9.40	13.400	41.900	41.900
2.	BAUMGARTNER	Cyrill	STV Luzern	2007	4	3	5	4	2	2	3	7	4	8	0	15.8	2.7	9.80	12.050	40.350	40.350
3.	GRAF	Levin	STV Mörriken- Wildegg	2007	3	3	4	4	3	4	2	4	6	6	1	16.0	1.1	10.00	12.290	39.390	39.390
4.	VILLAVERDE	David	STV Luzern	2007	4	4	4	6	4	2	2	4	4	5	1	16.0	1.6	9.60	11.790	38.990	38.990
5.	SANER	Alex	TV Grenchen	2008	6	6	5	4	4	4	6	6	6	8	2	14.3	3.1	9.70	11.035	38.135	38.135
6.	GYSI	Nicolas	BTV Bern	2008	7	6	4	4	5	4	5	6	4	4	2	14.9	1.0	9.90	11.080	36.880	36.880
7.	BEGA	Adrian	FSG Actigym Ecublens	2007	6	4	4	4	4	3	4	4	4	8	0	15.5	0.8	9.60	10.785	36.685	36.685
8.	HITZ	Nando	STV Luzern	2007	7	6	7	5	7	6	8	5	6	6	0	13.7	2.5	9.80	10.205	36.205	36.205

Generated by sporttech.io official scoring system at Feb 24, 2019 3:40:00 PM. Live results at [www.sporttech.io/explore](http://www.sporttech.io/explore).



18. Schloss Cup *Event subtitle*  
Individual trampoline – U13 National Boys – Qualification

					S1	S2	S3	S4	S5	S6	S7	S8	S9	S10	L	E	D	H	Time	Total	Score
1.	BUCHER	Ben	STV Luzern	2007	4	2	3	4	2	2	2	2	4	4	0	17.1		9.60	13.405	40.105	81.840
					3	4	2	4	2	2	2	4	3	4	0	17.0	2.2	9.50	13.035	41.735	
2.	BAUMGARTNER	Cyrill	STV Luzern	2007	3	5	4	5	4	2	2	4	2	3	2	16.4		9.90	12.145	38.445	79.095
					2	3	4	3	2	2	4	5	4	8	2	16.1	2.7	9.70	12.150	40.650	
3.	VILLAVERDE	David	STV Luzern	2007	2	2	2	4	4	4	4	3	4	4	2	16.5		9.70	12.045	38.245	76.995
					6	6	4	3	4	3	2	4	4	6	0	15.8	1.6	9.80	11.550	38.750	
4.	GRAF	Levin	STV Möriken- Wildeggen	2007	4	4	4	4	4	4	4	4	4	6	2	15.6		9.70	11.995	37.295	75.885
					4	4	4	4	4	3	4	4	4	6	0	15.9	1.1	9.70	11.890	38.590	
5.	SANER	Alex	TV Grenchen	2008	2	4	2	4	4	6	4	4	4	6	0	16.0		9.90	11.700	37.600	75.335
					5	6	4	4	6	5	7	5	6	8	4	14.0	3.1	9.90	10.735	37.735	
6.	BEGA	Adrian	FSG Actigym Ecublens	2007	4	3	4	4	4	4	4	4	6	8	0	15.5		9.40	10.845	35.745	72.430
					2	4	4	4	4	2	4	4	5	8	4	15.5	0.7	9.80	10.685	36.685	
7.	HITZ	Nando	STV Luzern	2007	3	4	4	4	4	6	6	6	5	7	0	15.1		9.70	11.595	36.395	72.430
					7	5	7	6	7	6	8	6	6	6	0	13.6	2.5	9.80	10.135	36.035	
8.	GYSI	Nicolas	BTV Bern	2008	6	7	6	4	4	6	5	7	8	9	2	13.6		9.40	11.065	34.065	70.285
					7	8	5	5	6	5	6	6	4	5	0	14.3	1.0	9.90	11.020	36.220	
9.	GARCIA	Ruben	TC Haut Léman	2008	4	4	4	6	5	6	5	6	6	6	2	14.6		9.90	10.240	34.740	69.850
					6	5	4	4	4	5	6	5	6	7	2	14.6	0.6	9.70	10.210	35.110	
10.	SCHÄR	Simon	STV Winterthur	2007	6	6	4	6	5	4	4	6	6	6	4	14.3		9.80	10.220	34.320	69.535
					6	6	5	7	6	4	4	4	6	6	0	14.6	1.0	9.70	9.915	35.215	
11.	KWIATECKI	Thaddeo	STV Möriken- Wildeggen	2008	4	5	6	4	4	2	4	6	7			13.8		8.90	10.015	32.715	69.535
					7	4	7	6	4	7	4	4	4	8	0	14.5	2.1	9.60	10.620	36.820	
12.	SCHAFFER	Til	BTV Bern	2008	6	5	6	4	4	6	3	5	6	8	4	14.3		10.00	9.975	34.275	69.345
					8	6	4	4	6	6	6	4	4	4	0	14.8	1.0	9.90	9.370	35.070	
13.	SIEBER	Henry	Trampolin Club Waltenschwil	2008	4	8	6	10	8	6	6	6	6	6	0	13.4		9.80	10.780	33.980	68.465
					6	8	6	7	6	6	5	6	6	8	0	13.6	0.6	9.80	10.485	34.485	
14.	VEUVE	Julien	BTV Bern	2007	6	6	6	4	4	6	4	4	7	8	0	14.5		9.80	9.655	33.955	66.820
					6	6	5	6	6	6	7	8	9	9	0	13.2	0.3	9.90	9.465	32.865	
15.	SCHWAB	Nicola	BTV Bern	2007	5	4	5	4	4	5	5	6	7	8	2	14.5		9.90	10.610	35.010	66.750
					7	6	4	4	6	6	6	10	10			12.1	0.9	8.80	9.940	31.740	

Generated by sporttech.io official scoring system at Feb 24, 2019 3:44:24 PM. Live results at [www.sporttech.io/explore](http://www.sporttech.io/explore).



18. Schloss Cup *Event subtitle*  
Individual trampoline – U11 Girls – Final

					S1	S2	S3	S4	S5	S6	S7	S8	S9	S10	L	E	D	H	Time	Total	Score
1.	GRAF	Sheryl	STV Möriken- Wildeg	2009	2	4	2	2	2	2	2	0	2	2	0	18.0	0.6	10.00		28.600	28.600
2.	KWIATECKI	Amélie	STV Möriken- Wildeg	2010	2	3	2	2	3	2	2	2	2	2	2	17.6	0.6	10.00		28.200	28.200
3.	HAUENSTEIN	Luana	STV Möriken- Wildeg	2009	4	2	2	2	2	2	2	2	4	2	0	17.6	0.6	9.90		28.100	28.100
4.	MANGOLD	Mia	TV Liestal - NKL	2009	4	6	5	7	8	7	4	6	7	7	0	13.9	4.1	9.30		27.300	27.300
5.	SIGNER	Nadja	TV Schönengrund	2009	4	4	4	6	4	3	3	3	4	4	1	16.0	1.4	9.60		27.000	27.000
6.	STEFFEN	Jade	Chêne Gymnastique Genève	2010	8	6	4	4	3	4	4	4	6	7	4	14.6	1.3	10.00		25.900	25.900
7.	WALDVOGEL	Natascha	TV Rütli	2009	4	4	4	4	4	4	8	5	4	8	0	15.1	0.9	9.70		25.700	25.700
8.	BALDINGER	Amelia	STV Möriken- Wildeg	2009	4	4	6	6	6	6	4	4	4	4	0	15.2	0.6	9.70		25.500	25.500










Generated by sporttech.io official scoring system at Feb 24, 2019 3:39:49 PM. Live results at [www.sporttech.io/explore](http://www.sporttech.io/explore).



18. Schloss Cup *Event subtitle*  
Individual trampoline – U11 Girls – Qualification

					S1	S2	S3	S4	S5	S6	S7	S8	S9	S10	L	E	D	H	Time	Total	Score
1.	GRAF	Sheryl	STV	2009	4	3	1	2	2	4	2	2	3	2	0	17.5		10.00		27.500	56.200
			Möriken-Wildeg		3	3	0	1	2	2	2	2	2	2	0	18.1	0.6	10.00		28.700	
2.	HAUENSTEIN	Luana	STV	2009	3	4	1	2	2	4	2	2	2	2	0	17.6		9.90		27.500	55.300
			Möriken-Wildeg		2	4	2	2	3	2	2	1	4	2	4	17.2	0.6	10.00		27.800	
3.	KWIATECKI	Amélie	STV	2010	4	4	2	1	2	2	2	2	3	2	0	17.6		9.90		27.500	54.900
			Möriken-Wildeg		4	3	2	3	4	2	2	2	5	4	0	16.9	0.6	9.90		27.400	
4.	STEFFEN	Jade	Chêne	2010	5	5	3	2	2	3	3	3	2	2	0	17.0		10.00		27.000	54.000
			Gymnastique Genève		4	4	6	2	4	3	3	4	2	4	0	16.4	0.6	10.00		27.000	
5.	MANGOLD	Mia	TV	2009	4	2	4	2	2	2	2	3	5	5	0	16.9		9.50		26.400	53.700
			Liestal - NKL		6	6	4	6	8	6	4	7	8	7	0	13.8	4.1	9.40		27.300	
6.	SIGNER	Nadja	TV	2009	2	3	3	4	3	4	4	4	4	4	0	16.5		9.60		26.100	53.400
			Schönengrund		4	4	4	4	3	4	3	4	3	6	1	16.0	1.4	9.90		27.300	
7.	WALDVOGEL	Natascha	TV	2009	2	4	4	4	0	2	4	4	4	6	0	16.6		10.00		26.600	53.100
			Rüti		4	4	4	4	3	4	7	3	4	5	0	15.8	0.9	9.80		26.500	
8.	BALDINGER	Amelia	STV	2009	4	4	4	4	3	4	4	4	3	3	0	16.3		9.80		26.100	52.900
			Möriken-Wildeg		4	4	2	4	4	5	4	4	4	3	0	16.2	0.6	10.00		26.800	
9.	ROUX	Manon	FSG	2009	0	0	1	2	0	2	0	1	1	2	0	19.1		10.00		-2.0	52.600
			Aigle-Alliance - CRT		4	2	2	2	2	0	0	0	4	5	0	17.9	-4.0	9.70		→	
																1.9				23.100	
																				29.500	
10.	ZIERI	Savanna	Chêne	2009	4	4	3	4	4	4	4	3	4	6	0	16.0		10.00		26.000	52.500
			Gymnastique Genève		4	4	5	2	4	5	3	2	6	5	1	15.9	0.6	10.00		26.500	
11.	BRACK	Alessia	STV	2011	4	4	4	3	4	4	4	4	4	4	0	16.1		9.90		26.000	52.400
			Möriken-Wildeg		4	4	4	4	4	3	4	4	4	4	2	15.9	0.6	9.90		26.400	
12.	SONDEREGGER	Lisa	STV	2010	3	4	2	4	3	4	4	2	5	4	1	16.4		9.70		26.100	52.100
			Möriken-Wildeg		4	4	4	4	4	6	4	4	4	2	4	15.6	0.6	9.80		26.000	
13.	NOORLANDER	Anika	TV	2010	3	4	4	4	4	4	5	4	6	6	0	15.6		10.00		25.600	51.900
			Rüti		4	4	4	4	5	4	4	4	6	4	0	15.7	0.6	10.00		26.300	
14.	WINTER	Marah	STV	2009	3	3	2	3	4	4	3	2	6	4	0	16.6		9.70		26.300	51.900
			Luzern		8	6	4	4	4	4	10	6	6	4	2	14.2	1.7	9.70		25.600	
15.	FISCHER	Maylen	STV	2012	4	4	4	4	4	4	4	4	5	4	0	15.9		10.00		25.900	51.800
			Möriken-Wildeg		4	6	4	5	4	4	5	4	6	4	0	15.4	0.6	9.90		25.900	
16.	MAMBELLI	Giulia	TV	2010	4	4	4	4	4	4	4	6	6	5	1	15.4		10.00		25.400	51.600
			Rüti		3	4	4	4	4	4	6	6	4	7	0	15.4	0.9	9.90		26.200	
17.	RHOMDANI	Maram	TV	2009	4	6	4	4	4	4	4	4	5	4	0	15.7		9.60		25.300	51.500
			Grenchen		4	1	4	2	2	4	6	4	6	8	4	15.5	0.7	10.00		26.200	
18.	HUBSCHMID	Lara	TV	2013	2	4	4	4	5	4	4	6	5	6	4	15.2		10.00		25.200	51.400
			Rüti		4	4	4	4	4	4	4	4	6	6	0	15.6	0.6	10.00		26.200	
19.	HESS	Mia	STV	2009	6	5	4	4	4	4	5	5	4	4	0	15.5		9.90		25.400	50.800
			Luzern		4	5	4	5	6	4	4	5	6	6	1	15.0	0.5	9.90		25.400	
20.	BAUMANN	Tara	TV	2010	4	6	4	4	4	3	4	4	6	6	1	15.4		9.50		24.900	50.500
			Rüti		4	4	5	6	4	4	4	4	6	6	2	15.1	0.6	9.90		25.600	
21.	WELTER	Esra	BTV	2010	4	4	4	6	6	6	4	5	4	4	0	15.3		9.70		25.000	50.500
			Bern		4	6	6	4	6	4	4	7	4	4	0	15.1	0.6	9.80		25.500	
22.	ALTWEGG	Flurina	TV	2009	2	4	4	6	6	4	4	4	5	6	4	15.1		9.90		25.000	50.500
			Rüti		2	4	4	3	4	4	4	3	8	8	4	15.2	0.6	9.70		25.500	

## Qualification — Individual trampoline, U11 Girls — Results

					S1	S2	S3	S4	S5	S6	S7	S8	S9	S10	L	E	D	H	Time	Total	Score
23.	EVANS	Mary-Jane	 Trampolin Club Waltenschwil	2009	6	4	4	4	5	4	4	4	4	4	2	15.5		9.90		25.400	50.200
					6	4	8	7	5	6	4	5	6	7	0	14.2	0.8	9.80		24.800	
24.	WEBER	Philippa	 TV Grenchen	2009	4	6	4	4	4	6	6	4	6	5	0	15.1		9.80		24.900	50.100
					3	6	4	4	4	6	6	5	6	4	4	14.8	0.6	9.80		25.200	
25.	MESSMANN	Caroline	 STV Möriken-Wildegg	2009	6	6	5	4	4	4	4	4	6	4	0	15.3		9.80		25.100	48.400
					6	8	8	10	7	6	5	6	5	8	4	12.7	0.6	10.00		23.300	
26.	SULZER	Luna	 TV Grüningen - RLZ	2011	9	4	4	7	6	6	8	7	6	6	2	13.5		9.90		23.400	48.400
					7	6	4	8	8	8	8	6	5	4	0	13.6	1.4	10.00		25.000	
27.	WIDMER	Livia	 TV Liestal - NKL	2009	4	5	6	8	7	6	4	4	6	6	4	14.0		9.70		23.700	48.300
					3	6	6	6	4	4	6	4	4		13.7	2.4	8.50		24.600		
28.	BEYELER	Giulia	 TV Liestal - NKL	2010	7	4	4	3	4	6	7	6	7	8	1	14.3		9.70		24.000	48.000
					6	5	4	4	4	6	7	8	9	10	4	13.3	1.3	9.40		24.000	
29.	BLYUMIN	Dascha	 TV Liestal - NKL	2009	10	8	8	8	8	7	6	6	8	9	4	11.8		9.70		21.500	47.000
					8	6	8	6	4	4	4	2	8	10	0	14.0	1.9	9.60		25.500	
30.	DEGEN	Katja	 TV Liestal - NKL	2010	9	8	6	6	8	8	7	6	7	8	0	12.7		9.20		21.900	44.800
					7	6	9	10	10	8	7	6	8	8	0	12.1	1.9	8.90		22.900	
31.	OBRIST	Ana	 TV Liestal - NKL	2010	7	4	4	4	4	8	10	10	10		11.9		8.10		20.000	22.600	
					9										1.1	0.5	1.00		2.600		

Generated by sporttech.io official scoring system at Feb 24, 2019 3:43:03 PM. Live results at [www.sporttech.io/explore](http://www.sporttech.io/explore).



18. Schloss Cup *Event subtitle*  
Individual trampoline – U11 Boys – Final

					S1	S2	S3	S4	S5	S6	S7	S8	S9	S10	L	E	D	H	Time	Total	Score
1.	MESCE	Léo	FSG Aigle-Alliance - CRT	2009	4	4	2	3	4	4	4	4	4	4	0	16.3	7.1	9.50		32.900	32.900
2.	SCALETTA	Théo	TC Haut Léman	2009	2	2	0	0	2	4	3	4	4	3	0	17.6	0.8	9.80		28.200	28.200
3.	ROUX	Axel	FSG Aigle-Alliance - CRT	2012	4	4	4	4	4	6	4	4	4	6	0	15.6	0.5	9.90		26.000	26.000
4.	LEISTNER	Mischa	STV Winterthur	2011	4	5	4	4	4	4	5	6	6	8	4	14.6	0.9	10.00		25.500	25.500
5.	BULK	Fin- Florian	BTV Bern	2010	4	4	6	4	7	4	4	5	7	6	0	14.9	0.6	9.80		25.300	25.300
6.	STUCKI	Floris	STV Winterthur - RLZ	2010	9	6	6	8	10	5	10	10	6	6	2	12.2	3.3	9.50		25.000	25.000
7.	LANGENAUER	Tim	TV Schönggrund	2009	4	6	7	8	6	5	8	5	5			12.6	0.9	8.90		22.400	22.400

Generated by sporttech.io official scoring system at Feb 24, 2019 3:39:46 PM. Live results at [www.sporttech.io/explore](http://www.sporttech.io/explore).





18. Schloss Cup *Event subtitle*  
Individual trampoline – U11 Boys – Qualification

				S1	S2	S3	S4	S5	S6	S7	S8	S9	S10	L	E	D	H	Time	Total	Score	
1.	MESCE	Léo	FSG Aigle-Alliance - CRT	2009	2	4	2	2	4	4	6	4	2	6	0	16.4		9.60		-0.2	57.400
					4	4	2	5	6	7	6	5	4	4	0	15.3	7.1	9.20		→	
																			25.800		
																			31.600		
2.	ROUX	Axel	FSG Aigle-Alliance - CRT	2012	3	5	4	4	4	6	5	4	5	6	0	15.4		9.90		25.300	51.000
					4	5	4	4	4	5	4	4	6	8	0	15.2	0.5	10.00		25.700	
3.	LEISTNER	Mischa	STV Winterthur	2011	4	4	4	4	3	4	5	5	8	6	2	15.1		10.00		25.100	51.000
					4	4	4	4	4	4	5	6	6	6	0	15.3	0.6	10.00		25.900	
4.	SCALETTA	Théo	TC Haut Léman	2009	2	2	2	2	2	3	4	3	4	4	0	17.2		9.40		26.600	50.600
					2	2	1	2	2	4	4	6	6	8	20	14.3	1.1	9.60		-1.0	
																			→		
																			24.000		
5.	STUCKI	Floris	STV Winterthur - RLZ	2010	8	4	6	6	6	4	6	4	4	4	0	14.8		10.00		24.800	50.600
					8	4	4	6	6	4	5	6	6	5	0	14.6	1.4	9.80		25.800	
6.	BULK	Fin- Florian	BTV Bern	2010	4	4	4	6	6	4	4	5	6	6	0	15.1		9.90		25.000	49.800
					8	5	6	6	6	6	5	5	6	6	0	14.1	0.9	9.80		24.800	
7.	LANGENAUER	Tim	TV Schönengrund	2009	4	6	8	5	5	6	6	4	4	7	4	14.1		9.90		24.000	49.700
					4	4	7	6	6	6	5	5	4	6	0	14.7	1.1	9.90		25.700	
8.	SPRIESSLER	Fynn	TV Liestal - NKL	2010	6	6	5	4	6	6	8	8	6	8	0	13.7		9.70		23.400	48.200
					8	6	4	4	4	6	8	7	6	8	4	13.5	1.6	9.70		24.800	
9.	JUKER	Lars	BTV Bern	2009	4	6	6	6	6	6	7	6	6	8	3	13.6		9.60		23.200	48.100
					4	4	4	5	6	6	5	5	6	6	1	14.8	0.6	9.50		24.900	
10.	WIDMER	Yohan	Chêne Gymnastique Genève	2009	4	6	4	6	6	5	6	4	4	4	0	15.1		9.70		-2.6	48.000
					8	5	2	2	5	5	5	4	6	8	4	14.6	1.5	9.70		→	
																			22.200		
																			25.800		
11.	DEL SOLE	Elia	Trampolin Club Waltenschwil	2012	5	5	6	4	4	4	6	6	8		13.2		8.70		21.900	46.500	
					6	6	6	6	4	4	6	6	5	7	3	14.1	1.1	9.40		24.600	
12.	ALBISETTI	Remo	TV Grünigen	2011	6	6	8	7	8	7	7	7	8	8	3	12.5		9.80		22.300	42.800
					6	8	9	8	8	7	7	8	8			11.1	0.4	9.00		20.500	
13.	NILSEN	Liam	TV Liestal - NKL	2009	4	4	6	4	4	6	3	4	6	6	2	15.1		9.50		24.600	38.000
					4	5	4	8	8							7.1	1.6	4.70		13.400	
14.	STECK	Noel	TV Liestal - NKL	2010	5	4	4	4	7	6	8					10.2		6.60		16.800	36.300
					8	6	6	5	4	6	6	9				11.0	1.0	7.50		19.500	
15.	KELLER	Mika	TV Grenchen	2011	4	5	5	4	4	4	6	4	6	8	4	14.6		10.00		24.600	33.000
					8	8	10	10								4.4	0.6	3.40		8.400	

Generated by sporttech.io official scoring system at Feb 24, 2019 3:42:37 PM. Live results at [www.sporttech.io/explore](http://www.sporttech.io/explore).



18. Schloss Cup *Event subtitle*  
Synchronised trampoline — Synchron Open 1 — Qualification

				S1	S2	S3	S4	S5	S6	S7	S8	S9	S10	L	E	D	H	Synchro	Total	Score	
1.	BRUHIN WALDNER	Loan Luc	Chêne Gymnastique Genève - CRT TV Grenchen - NKL	2001	0	1.0	0.5	1.5	1.5	2.0	2.0	2.5	2.5	3.0	0.5	8.30		9.50	18.64	36.440	80.820
				2002	0.5	0.5	0.5	1.5	1.0	2.0	1.5	0.5	2.0	3.0	0.5	8.65	7.2	9.75	18.78	44.380	
2.	PROGIN LACHAVANNE	Simon Sébastien	FSG Aigle- Alliance - CRT Chêne Gymnastique Genève - CRT	1990	0.5	0.5	0	1.0	1.5	2.0	2.0	2.0	2.0	2.5	0	8.60		9.55	17.98	36.130	80.670
				2000	0.5	0.5	0.5	1.5	1.5	1.5	2.0	2.5	3.0	2.5	0.5	8.35	8.2	9.25	18.74	44.540	
3.	CILIBERTO BITTERLI	Moira Lavinia	TV Liestal - NKL TV Liestal - NKL	2000	2.0	1.0	1.5	1.5	2.0	1.5	2.0	2.0	1.5	2.0	0	8.30		9.30	18.80	36.400	78.410
				2004	2.0	2.0	2.0	2.5	2.0	2.0	3.0	2.5	2.0	2.0	0.5	7.75	7.9	9.30	17.06	42.010	
4.	ALVES GAFNER	Gonçalo Jayan	FSG Aigle- Alliance - CRT Chêne Gymnastique Genève - CRT	2004	0	1.0	1.0	1.0	2.0	2.0	1.0	1.0	1.5	2.0	1.0	8.65		9.60	18.32	36.570	77.160
				2004	1.0	2.0	2.0	2.0	2.5	2.5	1.0	2.0	1.5	2.0	1.5	8.00	6.4	9.55	16.64	40.590	
5.	FREUND STAHEL	Finnian Nicola	TV Grünlingen - RLZ STV Winterthur - RLZ	2004	2.0	2.0	3.0	3.0	2.5	3.0	2.5	2.5	2.5	2.0	1.0	7.40		9.25	17.10	33.750	76.770
				2005	3.5	2.5	3.5	3.0	3.0	3.5	2.5	2.5	2.5	2.5	0.5	7.05	8.4	9.25	18.32	43.020	
6.	ILUNAMIEN KURMANN	Eileen Larissa	TV Zürich Aussersihl - RLZ TV Mettmenstetten - RLZ	2004	0.5	2.5	1.5	1.5	3.0	2.5	2.5	3.0	2.0	3.0	0.5	7.75		9.45	17.64	34.840	76.560
				2003	0.5	2.0	1.5	3.0	2.0	2.0	2.5	2.0	3.0	3.5	0.5	7.75	6.6	9.55	17.82	41.720	
7.	HUNZIKER HABEGGER	Sarah Sina	TV Liestal - NKL TV Liestal - NKL	2002	0.5	1.0	2.0	2.0	3.0	2.5	2.0	1.5	1.5	2.5	1.0	8.05		9.30	17.88	35.230	75.890
				2004	1.0	3.0	2.5	2.0	2.5	2.5	2.0	1.5	1.5	2.5	0.5	7.85	6.0	9.35	17.46	40.660	
8.	LEUENBERGER ZBINDEN	Silvana Anja	TV Liestal - NKL TV Liestal - NKL	2004	1.0	1.0	1.5	2.0	2.0	1.5	2.5					5.85		6.70	12.56	25.110	66.650
				2004	0.5	1.0	1.0	2.0	2.5	1.5	2.0	1.5	1.5	2.0	0	8.45	5.8	9.65	17.64	41.540	
9.	HAGER WYSS	Robin Noa	STV Winterthur - RLZ TV Grenchen - NKL	2002	1.0	1.0	1.0	1.5	2.5	2.5	1.5	3.0	1.5	2.0	1.0	8.15		9.35	18.18	35.680	60.330
				2004	3.0	1.5	3.0	3.5	3.0	2.5						4.35	6.3	4.60	9.40	24.650	

Generated by sporttech.io official scoring system at Mar 22, 2019 10:14:51 PM. Live results at [www.sporttech.io/explore](http://www.sporttech.io/explore).



18. Schloss Cup *Event subtitle*  
Synchronised trampoline — Synchron Open 2 — Qualification

					S1	S2	S3	S4	S5	S6	S7	S8	S9	S10	L	E	D	H	Synchro	Total	Score	
1.	PROGIN LACHAVANNE	Simon Sébastien	FSG Aigle- Alliance - CRT Chêne Gymnastique Genève - CRT	1990	1.5	0.5	0	1.0	1.0	1.0	2.0	2.5	2.5	2.5	0.5	8.50		9.55	18.96	37.010	82.240	
				2000	0.5	0	0.5	1.0	1.0	2.0	2.0	2.0	2.5	2.0	2.5	1.0	8.50	8.2	9.55	18.98	45.230	
2.	CILIBERTO BITTERLI	Moira Lavinia	TV Liestal - NKL TV Liestal - NKL	2000	2.0	1.5	1.5	2.5	2.0	1.5	2.0	2.0	2.5	2.5	0	8.00		9.50	19.16	36.660	79.140	
				2004	2.0	1.5	2.0	2.5	2.5	1.5	2.0	2.0	2.0	2.0	0	8.00	7.9	9.20	17.38	42.480		
3.	LEUENBERGER ZBINDEN	Silvana Anja	TV Liestal - NKL TV Liestal - NKL	2004	0.5	1.0	0.5	2.0	2.5	2.0	2.5	2.0	2.0	2.5	1.0	8.15		9.55	19.18	36.880	77.940	
				2004	1.0	1.0	0.5	2.0	2.5	1.5	2.0	2.0	2.5	2.0	0.5	8.25	5.8	9.35	17.66	41.060		
4.	HAGER WYSS	Robin Noa	STV Winterthur - RLZ TV Grenchen - NKL	2002	0.5	1.5	1.5	2.5	2.5	2.5	2.0	2.0	2.0	2.0	0.5	8.05		9.75	16.84	34.640	76.090	
				2004	0	0.5	1.5	2.0	2.5	2.5	2.0	2.0	3.0	2.5	1.5	8.00	6.4	9.25	17.80	41.450		
5.	FREUND STAHEL	Finnian Nicola	TV Grünigen - RLZ STV Winterthur - RLZ	2004	2.0	2.0	3.5	2.5	3.0	3.0	2.5	3.0					5.85		7.80	14.78	28.430	71.770
				2005	3.5	2.5	3.0	2.5	3.5	3.0	3.0	3.0	2.0	2.5	3.5	1.0	7.00	8.4	9.40	18.54	43.340	
6.	ALVES GAFNER	Gonçalo Jayan	FSG Aigle- Alliance - CRT Chêne Gymnastique Genève - CRT	2004	0	1.0	1.5	2.0	2.0	2.0	1.0	1.5	1.5	2.0	1.5	8.40		9.60	18.10	36.100	44.870	
				2004	2.5	3.0											1.45	2.3	1.80	3.22	8.770	
7.	BRUHIN WALDNER	Loan Luc	Chêne Gymnastique Genève - CRT TV Grenchen - NKL	2001	0	0.5	1.0	1.5	1.5	2.0	1.5	1.0	2.0	2.5	5.0	8.15		9.30	18.46	35.910	41.600	
				2002	2.5												0.75	2.0	1.00	1.94	5.690	

Generated by sporttech.io official scoring system at Mar 23, 2019 8:19:20 AM. Live results at [www.sporttech.io/explore](http://www.sporttech.io/explore).

18. Schloss Cup *Event subtitle*

## Synchronised trampoline — Synchron National — Final

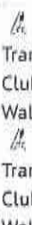










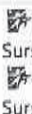

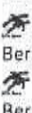
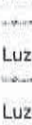
				S1	S2	S3	S4	S5	S6	S7	S8	S9	S10	L	E	D	H	Synchro	Total	Score	
1.	SCHÜTZ BECKERT	Janick Tobias	STV Möriken- Wildeg STV Möriken- Wildeg	1991 1994	1.0	0.5	2.0	2.0	1.0	1.5	2.0	3.5	3.5	2.0	0.5	8.05	8.4	9.70	18.60	44.750	44.750
2.	GYGLI VOGEL	Tamara Larissa	STV Möriken- Wildeg STV Möriken- Wildeg	1996 1996	1.5	1.5	2.0	1.5	2.5	3.0	3.0	3.5	2.5	1.0	1.0	7.70	4.8	9.85	19.06	41.410	41.410
3.	GANSNER GANSNER	Claudia Jasmine	STV Möriken- Wildeg STV Möriken- Wildeg	2000 2002	2.5	2.0	3.0	2.5	2.5	3.0	3.5	3.5	3.0	4.0	0	7.05	6.3	9.20	18.84	41.390	41.390
4.	HUBER SCHAAD	Cynthia Ramona	TV Liestal TV Grenchen	2001 2000	1.0	1.5	2.5	2.5	0.5	1.5	2.5	1.0	2.5	2.5	0.5	8.15	4.4	9.70	18.98	41.230	41.230
5.	LOBSIGER TAUBERS	Nora Luana	TV Grenchen TV Grenchen	2004 2003	2.0	2.0	1.5	3.0	3.0	2.5	3.0	2.0	3.0	2.0	0.5	7.55	4.1	9.60	18.48	39.730	39.730
6.	FREY HUBER	Maja Jara	STV Möriken- Wildeg STV Möriken- Wildeg	2004 2003	1.5	2.0	2.0	3.0	3.5	1.0	1.5	1.0	3.0	3.0	0.5	7.80	3.6	9.75	18.42	39.570	39.570
7.	FRIESS PFISTER	Cécile Ladina	TV Rüti TV Rüti	1999 2000	2.5	3.0	2.0	3.0	3.0	1.5	3.0	2.0	1.5	1.5	0.5	7.65	3.6	9.55	17.86	38.660	38.660
8.	HOTTINGER SCHÄRER	Aline Melanie	STV Möriken- Wildeg STV Möriken- Wildeg	1998 1997	2.0	3.5	3.5	3.5	3.5	1.5	2.5	4.0	3.0	2.5	1.0	6.95	4.8	9.25	17.48	38.480	38.480



Generated by sporttech.io official scoring system at Feb 24, 2019 7:09:17 PM. Live results at [www.sporttech.io/explore](http://www.sporttech.io/explore).

18. Schloss Cup *Event subtitle*

## Synchronised trampoline – Synchron National – Qualification

				S1	S2	S3	S4	S5	S6	S7	S8	S9	S10	L	E	D	H	Synchro	Total	Score	
1.	SCHÜTZ BECKERT	Janick Tobias	STV Mörliken- Wildegg STV Mörliken- Wildegg	1991	2.0	1.5	2.0	2.0	1.5	1.5	2.5	2.5	2.5	1.5	0.5	8.00	8.4	9.75	18.08	44.230	90.240
				1994	1.5	0	1.0	1.5	1.5	2.0	1.0	1.5	2.0	2.5	0.5	8.50	8.4	9.45	19.66	46.010	
2.	GYGLI VOGEL	Tamara Larissa	STV Mörliken- Wildegg STV Mörliken- Wildegg	1996	2.0	2.5	2.5	1.5	2.0	3.5	3.5	3.0	2.5	1.0	0	7.60	4.8	9.70	19.06	41.160	82.500
				1996	2.0	3.0	2.5	1.5	2.0	2.5	3.0	3.5	3.0	1.0	0.5	7.55	4.8	9.65	19.34	41.340	
3.	HUBER SCHAAD	Cynthia Ramona	TV Liestal TV Grenchen	2001	1.0	1.5	2.5	2.0	1.5	1.5	3.0	1.5	2.5	2.5	0.5	8.00	4.4	9.55	18.36	40.310	82.080
				2000	1.0	1.0	2.0	2.5	1.0	2.0	2.0	0.5	2.0	3.0	0.5	8.25	4.4	9.80	19.32	41.770	
4.	HOTTINGER SCHÄRER	Aline Melanie	STV Mörliken- Wildegg STV Mörliken- Wildegg	1998	1.5	2.5	2.5	2.5	2.5	1.5	2.0	3.0	2.5	1.5	0.5	7.75	4.8	9.60	18.20	40.350	81.110
				1997	1.5	2.5	2.5	2.5	3.5	2.0	2.0	3.0	2.0	2.0	1.0	7.55	4.8	9.65	18.76	40.760	
5.	LOBSIGER TAUBERS	Nora Luana	TV Grenchen TV Grenchen	2004	1.5	2.0	1.5	3.0	2.5	2.5	2.5	1.5	2.5	1.0	1.0	7.85	4.1	9.60	19.42	40.970	80.760
				2003	1.5	1.5	2.0	3.0	3.5	2.0	3.0	2.0	2.5	1.0	1.5	7.65	4.1	9.60	18.44	39.790	
6.	GANSNER GANSNER	Claudia Jasmine	STV Mörliken- Wildegg STV Mörliken- Wildegg	2000	2.0	2.5	2.5	1.5	2.5	3.0	2.5	3.0	3.0	1.5	1.0	7.50	4.8	9.70	18.38	40.380	80.690
				2002	3.5	3.5	3.5	2.5	2.0	2.5	3.5	3.5	3.5	4.0	0.5	6.75	6.3	9.40	17.86	40.310	
7.	FRIESS PFISTER	Cécile Ladina	TV Rütli TV Rütli	1999	2.0	2.5	2.5	3.0	2.5	1.5	3.0	2.5	1.5	1.0	0.5	7.75	3.6	9.50	18.62	-0.4	78.730
				2000	2.0	3.0	1.5	3.0	4.0	1.5	3.0	3.0	2.5	1.5	1.0	7.40	3.6	9.60	19.06	→	
																			39.070		
																			39.660		
8.	FREY HUBER	Maja Jara	STV Mörliken- Wildegg STV Mörliken- Wildegg	2004	2.5	2.0	2.5	3.5	3.5	1.5	1.5	1.0	3.5	3.5	0	7.50	3.6	9.65	18.48	39.230	78.700
				2003	2.5	2.5	2.0	3.5	3.5	1.0	1.5	1.5	3.5	3.5	0.5	7.45	3.6	9.60	18.82	39.470	
9.	DI FEDERICO REY	Chiara Tamara	Trampolin Club Waltenschwil Trampolin Club Waltenschwil	1997	1.5	2.0	2.0	2.5	2.0	1.5	1.5	2.0	2.5	3.0	0	7.95	5.0	9.45	16.36	38.760	78.620
				1990	2.0	2.0	1.5	2.0	2.5	2.0	1.5	2.0	3.5	3.0	0	7.80	5.0	9.60	17.46	39.860	
10.	HORLACHER SCHNYDER	Till Gwenäelle	STV Mörliken- Wildegg STV Mörliken- Wildegg	2001	1.5	1.0	1.5	1.0	1.0	2.5	2.0	1.5	1.5	2.5	0	8.40	2.6	9.75	18.56	39.310	78.160
				2003	1.5	2.0	2.0	1.0	1.5	2.5	2.5	2.0	1.5	2.0	1.0	8.05	2.6	9.80	18.40	38.850	
11.	IHRINGER LATTMANN	Linus Fredri Ilario	STV Winterthur STV Winterthur	2003	1.5	1.5	2.0	2.5	2.5	3.5	3.0	3.5	2.5	3.0	1.0	7.35	6.2	9.55	16.52	39.620	77.860
				1999	1.5	2.5	2.0	3.0	3.0	3.5	3.5	4.0	3.5	3.0	1.0	6.95	6.2	9.35	15.74	38.240	

				S1	S2	S3	S4	S5	S6	S7	S8	S9	S10	L	E	D	H	Synchro	Total	Score	
12.	STEINMANN KEMPER	Laura Jana	 Trampolin Club Waltenschwil	1996	2.5	2.5	2.0	1.5	1.5	2.0	2.0	1.5	3.0	4.5	0.5	7.65	2.2	9.80	18.46	38.110	76.940
				2001	2.5	2.0	1.5	1.5	1.5	2.0	1.5	1.5	3.5	4.5	0	7.80	2.2	9.85	18.98	38.830	
13.	BAUMGARTNER FISCHER	Timia Aliyah	 STV Möriken- Wildegg	2004	3.0	2.0	2.0	1.5	2.0	3.5	2.0	2.0	2.0	2.5	1.0	7.65	2.1	9.80	18.20	37.750	76.120
				2004	3.0	2.0	1.5	1.0	2.5	3.5	2.0	2.0	2.0	2.0	1.0	7.75	2.1	9.80	18.72	38.370	
14.	MEIER SCHMIDT	Freya Lucy	 TV Rütli	2000	1.5	1.5	0	2.0	3.0	0.5	2.5	1.5	3.5	2.5	0.5	8.10	4.2	9.45	16.42	38.170	75.740
				2004	1.5	1.5	0.5	2.0	2.5	0.5	2.0	0.5	1.5	2.5	0.5	8.45	4.2	9.60	15.32	37.570	
15.	KAUFMANN WINKLER	Anja Céline	 STV Winterthur	1997	2.5	3.0	2.5	3.5	1.5	3.5	4.0	1.5	3.0	3.0	0	7.20	4.5	9.45	16.20	37.350	75.520
				1996	2.0	3.0	3.5	2.5	1.5	3.0	3.5	1.0	2.0	3.5	0	7.45	4.5	9.60	16.62	38.170	
16.	BRÄNDLE SCHUMACHER	Michelle Anina	 TV Rütli	2001	2.0	1.0	2.0	1.0	0.5	2.5	1.0	2.0	0.5	2.5	0.5	8.45	2.1	9.75	18.94	39.240	75.240
				2001	2.5	1.0	1.0	2.0	0.5	3.0	1.0	1.5	0.5	2.5	1.0	8.35	2.1	9.75	15.80	36.000	
17.	CAGGIANO HUBER	Laura Vanessa	 STV Möriken- Wildegg	2001	3.5	2.0	2.5	1.5	2.0	1.5	1.0	1.5	4.0	1.5	0	7.90	1.5	9.85	17.34	36.590	74.500
				2001	4.0	2.0	1.5	1.0	1.5	1.5	1.5	2.0	3.5	1.5	1.0	7.90	1.5	9.85	18.66	37.910	
18.	FELDMANN KOVAAR	Etena Tessa	 STV Luzern	2003	1.5	1.5	1.0	1.0	1.0	3.0	2.0	2.5	3.0	3.5	0	8.00	0.6	9.80	18.84	37.240	74.240
				2003	1.5	1.5	1.0	1.5	2.0	2.5	1.5	2.5	3.0	4.0	0.5	7.85	0.6	9.65	18.90	37.000	
19.	BRYNER GROSS	Lara Géraldine	 STV Möriken- Wildegg	2004	2.0	2.5	2.5	2.0	2.5	2.0	1.5	2.0	4.0	2.5	0	7.65	1.2	9.85	16.22	34.920	72.340
				2003	2.0	2.0	2.0	1.5	1.5	1.5	2.5	2.5	4.0	2.0	0	7.85	1.2	9.85	18.52	37.420	
20.	ALTWEGG BADERTSCHER	Andrina Liv	 TV Rütli	2004	0.5	1.0	1.0	1.5	1.0	3.5	2.0	1.5	3.0	2.5	0.5	8.20	0.8	9.80	16.72	35.520	70.580
				2005	1.0	2.5	1.5	1.5	2.0	2.5	2.5	1.5	2.0	3.5	1.5	7.80	0.8	9.90	16.76		-0.2
																					35.060
21.	LINGG KRAIEM	Manuel Shahin	 STV Sursee	2005	2.5	3.0	3.0	2.5	3.0	2.5	2.0	2.5	3.0	4.5	0.5	7.10	1.6	9.75	16.50	34.950	69.900
				2004	2.5	2.5	3.5	4.0	2.5	3.0	3.0	3.5	2.5	5.0	0.5	6.75	1.6	9.50	17.10	34.950	
22.	CURCURUTO RÜTIMANN	Remo Naomi	 TV Rütli	1993	1.0	2.0	1.0	2.0	2.5	2.0	2.0	2.0	1.5	2.0	1.5	8.05	6.3	9.55	17.48	41.380	63.080
				1996	1.5	1.5	1.5	2.5	2.5								4.05	3.6	4.85	9.20	21.700
23.	HILDEBRAND ROOS	Svenja Livia	 STV Sursee	2006	4.5	3.5	3.0	2.0	1.5	2.5	2.0	1.5				5.95	1.0	7.95	12.64	27.540	61.180
				2004	4.5	3.5	3.0	3.0	2.5	3.0	2.0	2.0	2.5	2.5	0	7.15	1.3	9.85	15.34	33.640	
24.	OTTENEDER KUSTER	Lena Sheryl	 TV Liestal	1999	2.0	2.0	2.0	3.5	3.0	4.5					4.30	1.3	5.70	10.32	21.620	58.350	
				2001	2.0	2.0	2.0	3.5	3.0	4.5	3.5	4.5	2.5	3.0	0	6.95	2.1	9.60	18.08	36.730	
25.	BURREN KYBURZ	Anouk Annouk	 BTB Bern	2002	2.5	4.0	1.5	4.0	2.0	1.5	2.0	2.5	3.5	0.5	7.35	3.0	9.40	18.86	38.610	50.490	
				2003	2.5	3.0	3.0										2.15	1.1	2.85	5.78	11.880
26.	ROTHSTEIN WOLFISBERG	Anna Florian	 STV Luzern	2003															0	36.740	
				2003				3.5	2.5	3.5	2.5	2.0	2.0	3.5	0	7.35	1.5	9.75	18.14	36.740	
						2.0	2.0														
					3.0																

					S1	S2	S3	S4	S5	S6	S7	S8	S9	S10	L	E	D	H	Synchro	Total	Score
27.	HUG SCHWYZER	Michelle Vivienne	 STV Sursee	2001	2.0	2.0	2.0	3.5	2.0	2.5	2.5	1.5	1.5	4.0	5.0	7.15	0.8	9.65	17.98	35.580	35.580
			 STV Sursee	2002																0	

Generated by sporttech.io official scoring system at Feb 24, 2019 7:39:57 PM. Live results at [www.sporttech.io/explore](http://www.sporttech.io/explore).



18. Schloss Cup *Event subtitle*  
Synchronised trampoline – Synchron U15 – Final

					S1	S2	S3	S4	S5	S6	S7	S8	S9	S10	L	E	D	H	Synchro	Total	Score
1.	RAMSTEIN DALCHER	Francesca Anouk	TV Liestal - NKL	2006 2005	2.0	1.5	1.0	1.5	2.0	2.5	3.0	2.0	2.5	3.0	0.5	7.85	5.7	9.75	18.86	42.160	42.160
2.	KÄFER KUHNI	Max Justin	TV Liestal - NKL	2005 2005	1.0	1.5	1.5	2.0	2.5	1.0	2.5	1.5	1.5	2.0	0	8.30	5.8	9.50	17.98	41.580	41.580
3.	GEISSMANN GRAF	Dario Janis	STV Möriken- Wildegg	2006 2006	2.5	2.0	2.0	2.0	2.5	2.5	3.0	3.5	2.5	2.0	0	7.55	4.8	9.25	19.04	40.640	40.640
4.	MEURY PICHLER	Fiona Lia	TV Liestal - NKL	2005 2006	0	0.5	0.5	2.0	2.5	2.5	2.0	3.0	2.5	3.0	0.5	8.10	5.8	9.40	16.50	39.800	39.800
5.	BERGER MERMOD	Laora Laura	Chêne Gymnastique Genève	2005 2006	1.0	2.0	2.0	2.5	2.5	3.0	1.5	1.5	3.0	3.5	0.5	7.70	5.6	9.60	15.68	38.580	38.580
6.	CARDARELLI WEISS	Nando Léon Bentje	TV Grenchen	2006 2006	2.0	3.0	2.0	1.5	2.0	2.0	3.0	1.5	3.0	2.5	0.5	7.70	4.4	9.80	16.12	38.020	38.020
7.	BOHREN DALCHER	Jael Alisha	TV Liestal	2007 2006	2.5	3.5	2.5	3.5	3.5	3.5						4.10	1.0	5.65	10.86	21.610	21.610
8.	CORTHÉSY MORET	Robin Lucie	FSG Vevey	2005 2005	1.5											0.85	1.3	0.95	1.96	5.060	5.060








Generated by sporttech.io official scoring system at Mar 24, 2019 3:06:57 PM. Live results at [www.sporttech.io/explore](http://www.sporttech.io/explore).





18. Schloss Cup *Event subtitle*  
Synchronised trampoline – Synchron U15 – Qualification

				S1	S2	S3	S4	S5	S6	S7	S8	S9	S10	L	E	D	H	Synchro	Total	Score	
1.	CORTHÉSY MORET	Robin Lucie	FSG	2005	2.0	2.0	2.0	2.0	2.0	1.5	2.5	2.0	2.5	2.5	0	7.90	7.8	9.40	17.18	42.280	86.240
				2005	2.0	2.5	2.0	2.0	2.0	1.5	3.0	2.0	2.5	3.0	0.5	7.70	8.4	9.10	18.76	43.960	
			Vevey Jeunes- Patriotes - CRT FSG Actigym Ecublens																		
2.	RAMSTEIN DALCHER	Francesca Anouk	TV	2006	1.0	1.5	1.0	2.5	2.0	3.0	3.5	2.0	2.5	3.0	0	7.80	5.7	9.55	18.60	41.650	85.610
				2005	0.5	1.5	0.5	2.0	2.0	3.0	2.0	2.5	2.5	3.0	0.5	8.00	5.7	9.40	18.86	41.960	
			Liestal - NKL TV Liestal - NKL																		
3.	MEURY PICHLER	Fiona Lia	TV	2005	0.5	1.0	1.0	2.0	2.5	2.5	2.0	3.0	2.0	2.0	0.5	8.10	5.8	9.60	18.98	42.480	83.450
				2006	0.5	0.5	1.0	2.0	2.5	2.0	2.5	2.0	2.0	2.0	0	8.30	5.8	9.55	17.32	40.970	
			Liestal - NKL TV Liestal - NKL																		
4.	BERGER MERMOD	Laora Laura	Chêne	2005	1.0	2.0	1.5	2.0	3.0	2.5	1.5	2.0	2.5	3.0	1.0	7.80	5.6	9.30	18.82	41.520	83.110
				2006	1.0	1.5	2.0	2.0	3.0	3.0	1.5	2.0	2.5	3.0	0.5	7.80	5.6	9.35	18.84	41.590	
			Gymnastique Genève Chêne Gymnastique Genève - CRT																		
5.	KÄFER KUHN	Max Justin	TV	2005	2.0	1.5	1.0	2.0	2.0	1.5	2.5	1.5	2.0	2.0	0.5	8.15	5.8	9.40	18.04	41.390	80.960
				2005	1.0	1.5	1.0	2.0	2.5	2.5	2.5	1.5	2.0	2.5	0.5	8.05	5.8	9.30	16.42	39.570	
			Liestal - NKL TV Liestal - NKL																		
6.	GEISSMANN GRAF	Dario Janis	STV	2006	1.0	2.0	2.0	1.5	2.5	2.5	3.0	3.0	2.5	2.0	1.0	7.70	4.8	9.30	18.16	39.960	80.220
				2006	1.0	2.0	3.0	2.5	2.5	2.5	3.5	3.0	3.5	1.5	0.5	7.45	4.8	9.55	18.46	40.260	
			Möriken- Wildeg STV Möriken- Wildeg																		
7.	BOHREN DALCHER	Jael Alisha	TV	2007	1.0	2.5	2.0	3.0	2.5	1.5	1.0	1.5	2.0	3.0	0	8.00	1.8	9.70	18.84	38.340	76.660
				2006	1.5	2.0	1.5	3.0	2.0	1.5	1.0	1.5	2.5	3.5	1.0	7.90	1.8	9.80	18.82	38.320	
			Liestal TV Liestal																		
8.	CARDARELLI WEISS	Nando Léon Bentje	TV	2006	2.5	2.5	1.5	2.0	3.0	2.5	3.0	2.0	3.0	2.5	0.5	7.50	4.4	9.70	14.78	36.380	73.960
				2006	2.0	2.0	2.5	2.0	2.5	3.0	3.5	2.0	3.0	3.0	0	7.45	4.4	9.65	16.08	37.580	
			Grenchen TV Grenchen																		
9.	BAUMANN STEINER	Marco Andri	TV	2006	2.5	2.5	2.0	2.0	3.0	2.0	1.5	2.5	2.5	3.5	0	7.60	3.0	9.25	15.00	34.850	72.750
				2005	3.0	2.5	2.5	3.0	3.0	2.5	2.0	2.0	2.5	3.5	1.5	7.20	3.0	9.50	18.20	37.900	
			Grenchen TV Grenchen																		
10.	HACKER BÄR	Sarina Matteo	STV	2006	2.0	1.5	2.5	2.0	2.0	1.5	2.0	2.5	2.5	3.5	2.0	7.60	1.0	9.85	19.30	37.750	71.750
				2006	4.0	2.0	3.0	2.5	2.5	1.5	2.0	2.5	2.5	3.5	0	7.40	1.7	9.90	15.00	34.000	
			Winterthur STV Winterthur																		
11.	BRYNER LÜSCHER	Jan Nils	STV	2006	3.0	2.5	3.0	2.5	2.5	2.0	2.0	2.0	2.5	3.5	0	7.45	1.7	9.85	17.92	36.920	71.750
				2005	3.5	3.0	2.5	2.0	3.0	2.5	2.0	1.5	2.5	3.5	0	7.40	1.7	9.85	15.88	34.830	
			Möriken- Wildeg STV Möriken- Wildeg																		
12.	BUCHER REIS	Lisa Lena	STV	2005	2.0	3.0	3.5	3.5	3.0	2.5	2.0	2.5	3.0	2.5	0	7.25	0.7	9.85	18.04	35.840	70.900
				2006	2.0	3.0	3.5	3.0	3.0	2.0	2.5	3.0	3.5	3.5	0	7.10	0.7	9.90	17.36	35.060	
			Sursee STV Sursee																		

				S1	S2	S3	S4	S5	S6	S7	S8	S9	S10	L	E	D	H	Synchro	Total	Score	
13.	MEIER Anna SCHUPPISSER Jana	 Trampolin Club Waltenschwil	2005	3.0	3.0	3.5	3.5	2.5	2.0	2.5	2.0	2.5	4.5	0.5	7.05	1.4	9.65	16.62	34.720	70.420	
				2005	3.5	2.5	2.0	2.0	1.5	2.0	2.5	2.0	2.0	4.0	0	7.60	1.4	9.80	16.90	35.700	
14.	PATITZ Charlotte FEHLMANN Sienna	 TV Rüti	2006	1.0	1.5	1.5	1.5	2.0	2.5	3.0	2.0	2.5	3.0	0	7.95	0.9	9.65	18.28	36.780	69.760	
				2008	1.5	1.0	1.0	1.5	2.0	2.0	2.0	1.5	2.5			7.50	0.7	8.70	16.08	32.980	
15.	AMREIN Mia VONLAUFEN Elin	 STV Sursee	2005	1.5	2.0	1.5	2.0	2.0	2.5	3.0	2.5	3.0			7.00	0.7	8.90	15.72	32.320	68.510	
				2006	0.5	2.0	1.5	2.0	2.0	2.0	2.0	2.0	2.5	2.5	0.5	8.05	0.9	9.60	17.64	36.190	
16.	BRUNO Laura STIRNIMANN Anja	 STV Möriken- Wildegg	2005	3.5	2.5	3.0	2.0	2.5	1.5	2.5	2.5				6.00	1.0	7.90	15.12	30.020	65.870	
				2006	4.0	3.0	3.5	2.0	2.5	2.0	2.0	2.0	3.0	2.5	0	7.35	1.6	9.80	17.10	35.850	
17.	HENGARTNER Lena KOLLER Lia	 TV Grenchen	2005	4.0	3.0	2.5	2.5	2.5	2.5	2.5	4.0	2.5	4.5	0	6.95	1.6	9.60	14.62	32.770	64.070	
				2005	4.0	2.5	2.0	2.0	2.5	2.5	2.5	3.0	3.0	4.0	0	7.20	1.6	9.60	12.90	31.300	
18.	BEYLI Ena DÜERKOP Antonia	 BTV Bern	2005	2.0	3.0	2.5	1.5	2.5	1.5							4.70	0.2	5.70	10.54	21.140	54.960
				2005	2.0	2.5	2.5	1.5	1.5	2.0								7.85	0.9	9.35	15.72
19.	KLEMENZ Laura LAGLER Alexandra	 STV Möriken- Wildegg	2006	3.0	2.5	2.0	2.5									3.00	0.8	4.00	7.36	15.160	52.150
				2005	3.0	2.0	2.0	2.0	2.0	1.0	2.0	1.5	2.0	3.0	0	7.95	1.6	9.90	17.54	36.990	

Generated by sporttech.io official scoring system at Mar 17, 2019 12:16:27 PM. Live results at [www.sporttech.io/explore](http://www.sporttech.io/explore).

18. Schloss Cup *Event subtitle*

## Synchronised trampoline – Synchron U13 – Final

				S1	S2	S3	S4	S5	S6	S7	S8	S9	S10	L	E	D	H	Synchro	Total	Score	
1.	BURGER SCHNEIDER	Keilah Leonie	STV Möriken- Wildeg STV Möriken- Wildeg	2007 2007	2.0	1.5	2.0	1.5	2.0	2.0	2.0	3.0	2.0	2.0	0	8.00	2.1	9.80	19.28	39.180	39.180
2.	BISCHOF LOCHER	Saskia Elia	TV Liestal - NKL TV Liestal - NKL	2007 2008	1.5	2.0	2.0	2.0	2.5	2.0	3.0	2.5	2.5	2.5	0	7.75	4.9	9.65	15.38	37.680	37.680
3.	AHCIN GRAF	Carina Sheryl	STV Möriken- Wildeg STV Möriken- Wildeg	2008 2009	1.5	2.0	1.0	1.0	1.5	0.5	1.0	1.0	1.0	1.0	0	8.85	0.6	9.95	17.44	36.840	36.840
4.	ABT SIMONIELLO	Alia Chiara	 Trampolin Club Waltenschwil  Trampolin Club Waltenschwil	2007 2008	2.0	2.0	1.5	2.0	2.0	2.0	2.0	2.0	2.5	3.0	0	7.90	0.5	9.90	17.80	36.100	36.100
5.	MEURI STOCKER	Leif Beoan	TV Brüttisellen - RLZ STV Wetzikon - RLZ	2007 2007	1.5	2.0	2.5	2.0	3.0	3.0	3.5	3.0	3.0	3.0	1.5	7.20	5.5	9.45	13.84	35.990	35.990
6.	RHOMDANI WEBER	Maram Philippa	TV Grenchen TV Grenchen	2009 2009	1.5	2.5	2.0	2.0	1.5	2.5	2.0	1.5	2.5	2.5	1.5	7.80	0.6	9.75	15.18	33.330	33.330
7.	HAUENSTEIN SONDEREGGER	Luana Lisa	STV Möriken- Wildeg STV Möriken- Wildeg	2009 2010	2.0	2.0	2.0	2.0	1.5	2.0	2.0	1.5	1.5	2.0	0	8.15	0.6	9.80	10.36	28.910	28.910
8.	RÜFENACHT JOOS	Sina Maja	TV Liestal - NKL TV Liestal - NKL	2008 2007	2.0	2.0	1.0	3.0	3.0	2.5	3.0					5.35	2.7	6.20	9.38	23.630	23.630










Generated by sporttech.io official scoring system at Feb 24, 2019 7:09:30 PM. Live results at [www.sporttech.io/explore](http://www.sporttech.io/explore).

18. Schloss Cup *Event subtitle*

## Synchronised trampoline — Synchron U13 — Qualification

				S1	S2	S3	S4	S5	S6	S7	S8	S9	S10	L	E	D	H	Synchro	Total	Score		
1.	BISCHOF LOCHER	Saskia Elia	TV Liestal - NKL	2007	1.5	2.0	1.5	2.0	2.5	2.5	3.5	2.5	2.0	2.5	0	7.75	4.9	9.25	17.10	39.000	78.460	
				2008	1.5	2.5	2.0	2.5	2.5	2.5	2.5	2.5	2.0	2.5	2.5	0.5	7.65	4.9	9.35	17.56	39.460	
2.	MEURI STOCKER	Leif Beoan	TV Brütisellen - RLZ	2007	2.0	1.5	2.0	2.5	2.5	2.0	3.5	3.0	3.5	3.0	1.5	7.30	5.5	9.35	18.68	40.830	76.970	
				2007	2.0	2.0	2.0	2.5	3.0	3.0	3.5	3.0	2.5	3.0	1.5	7.20	5.5	9.20	14.24	36.140		
3.	HAUENSTEIN SONDEREGGER	Luana Lisa	STV Möriken- Wildegg	2009	2.0	2.0	1.5	1.0	1.5	1.0	1.0	2.0	2.0	1.0	0.5	8.45	0.6	9.85	17.68	36.580	75.290	
				2010	2.0	2.0	1.0	1.0	1.0	2.0	1.5	1.5	1.5	1.5	0	8.50	0.6	9.95	19.66	38.710		
4.	BURGER SCHNEIDER	Keilah Leonie	STV Möriken- Wildegg	2007	2.5	1.5	1.5	1.5	1.5	2.5	2.0	2.5	1.5	1.0	0	8.20	2.1	9.75	19.30	39.350	74.520	
				2007	2.0	1.5	2.0	1.5	1.5	2.0	2.5	3.5	2.5	2.0	0	7.90	2.1	9.65	15.52	35.170		
5.	AHCIN GRAF	Carina Sheryl	STV Möriken- Wildegg	2008	1.5	1.0	1.0	1.0	1.5	1.5	1.0	1.5	1.0	1.0	0	8.80	0.6	9.85	18.42	37.670	73.670	
				2009	2.0	1.5	1.0	1.0	1.0	0.5	1.0	1.0	0.5	1.0	1.5	8.80	0.6	9.90	16.70	36.000		
6.	RHOMDANI WEBER	Maram Philippa	TV Grenchen	2009	2.0	1.5	1.5	1.5	2.0	2.5	2.0	2.0	2.0	2.5	0.5	8.00	0.6	9.90	19.42	37.920	73.550	
				2009	1.5	3.0	2.0	1.5	2.0	2.5	2.5	2.0	2.5	1.5	0	7.90	0.6	9.75	17.38	35.630		
7.	ABT SIMONIELLO	Alia Chiara	Trampolin Club	2007	2.0	2.0	1.5	1.5	2.0	2.5	2.0	2.0	3.0	3.0	0.5	7.80	0.5	9.90	17.34	35.540	73.280	
				2008	1.5	1.0	2.0	1.0	1.0	1.5	1.5	1.5	2.0	3.0	0	8.40	0.5	10.00	18.84	37.740		
8.	RUFENACHT JOOS	Sina Maja	TV Liestal - NKL	2008	2.0	2.5	1.5	3.0	3.0	2.0	3.0	3.0	2.0	3.0	0.5	7.45	4.2	9.30	14.78	35.730	72.160	
				2007	2.0	2.5	2.0	2.5	3.0	3.0	3.0	3.0	3.0	2.5	3.5	1.0	7.20	4.2	9.35	15.68	36.430	
9.	BALDINGER KWIATECKI	Amelia Amélie	STV Möriken- Wildegg	2009	2.5	2.0	1.5	1.5	2.0	2.0	1.5	1.5	2.0	2.0	0.5	8.10	0.6	9.90	17.90	36.500	71.950	
				2010	2.5	2.0	2.0	1.5	2.5	2.5	2.0	1.5	2.0	2.0	0	7.95	0.6	9.90	17.00	35.450		
10.	BRUNO BUSER	Simona Fiona	STV Möriken- Wildegg	2008	2.0	2.0	2.5	3.5	2.0	2.0	2.0	2.0	2.0	2.0	0.5	7.75	0.8	9.85	16.40	34.800	71.690	
				2007	2.0	1.5	2.0	2.0	2.0	1.5	2.0	2.0	1.5	1.5	1.0	8.10	0.8	9.85	18.14	36.890		
11.	NOORLANDER BAUMANN	Anika Tara	TV Rüti	2010	2.0	2.5	2.0	2.5	2.5	2.0	2.5	2.0	2.0	3.0	3.0	0	7.70	0.6	9.80	17.80	35.900	68.740
				2010	2.0	2.5	2.0	2.5	3.0	2.0	2.0	2.0	3.0	3.0	0	7.60	0.6	9.90	14.74	32.840		
12.	MAMBELLI WALDVOGEL	Giulia Natascha	TV Rüti	2010	1.5	2.0	1.5	2.0	1.0	1.5	1.5	2.0	2.0	2.0	0	8.30	0.6	9.90	14.00	32.800	68.420	
				2009	1.5	2.0	1.5	2.0	1.0	2.0	2.0	1.5	1.5	2.0	0	8.30	0.6	9.70	17.02	35.620		

## Qualification — Synchronised trampoline, Synchron U13 — Results

					S1	S2	S3	S4	S5	S6	S7	S8	S9	S10	L	E	D	H	Synchro	Total	Score
13.	GYSI VEUVE	Nicolas Julien	 BTV Bern	2008	2.5	2.5	2.5	2.5	2.0	2.0	2.0	3.0	2.5	3.5	1.0	7.40	0.5	10.00	14.80	32.700	67.960
				2007	3.0	2.5	2.0	3.0	3.0	3.0	2.5	3.0	3.0	2.0	0	7.30	0.5	10.00	17.46	35.260	
14.	STUCKI SULZER	Floris Luna	 STV Winterthur - RLZ	2010	4.0	2.0	2.0	3.0	2.0	2.0	3.0	2.5	2.5	2.5	0	7.45	1.4	9.95	14.32	33.120	67.760
				2011	4.0	2.0	2.0	2.5	4.0	3.5	3.0	3.5	2.5	2.5	1.0	6.95	1.4	9.65	16.64	34.640	
15.	KÄMPFER STUCKI	Florian Ladina	 TV Weisslingen - RLZ	2008	3.0	2.0	2.0	3.0	3.0	3.0	2.5	2.5	2.5	3.5	2.0	7.10	1.9	9.80	11.24	30.040	67.750
				2008	3.0	2.0	2.0	2.5	3.5	2.5	3.0	3.5	2.0	3.0	1.0	7.20	1.9	9.85	18.76	37.710	
16.	BULK JUKER	Fin- Florian Lars	 BTV Bern	2010	2.5	2.0	2.5	3.0	2.5	2.0	2.0	2.0	2.5	3.0	0.5	7.55	0.6	9.80	15.70	33.650	67.400
				2009	3.0	2.0	2.5	2.0	3.0	2.0	3.0	2.5	2.5	3.0	0.5	7.40	0.6	9.55	16.20	33.750	
17.	FASOLINI WELTER	Isea Esra	 BTV Bern	2008	2.5	3.0	3.0	2.5	3.0	2.0	3.0	2.5	2.5	3.0	0	7.30	0.6	10.00	15.48	33.380	67.100
				2010	2.5	3.0	3.0	2.0	3.0	2.5	2.5	2.0	2.5	3.0	0.5	7.35	0.6	9.75	16.42	-0.4	→
18.	GRAF KWiatecki	Levin Thaddeo	 STV Mörriken- Wildegg	2007	2.0	2.0	2.0	1.5	2.0	2.0	1.5	2.0	3.5	2.0	0.5	7.90	1.2	9.90	18.60	37.600	66.190
				2008	2.0	2.0	2.5	1.5	2.0	2.0	2.5	2.0	4.0	2.0	0.5	7.70	1.2	9.85	9.84	28.590	
19.	SCHAFER SCHWAB	Til Nicola	 BTV Bern	2008	2.5	3.0	3.5	2.0	2.5	3.0	2.0	3.0	2.0	2.5	0	7.40	0.5	10.00	14.48	32.380	66.010
				2007	2.5	2.5	2.5	2.0	2.5	2.0	2.5	2.0	2.5	3.0	0	7.60	0.5	9.95	15.58	33.630	
20.	FLEURY STUDER	Mylène Julie	 BTV Bern	2007	3.5	2.0	2.5	2.0	3.0	2.5	2.5	2.5	3.0	1.0	7.30	0.5	9.90	17.62	35.320	54.520	
				2008	2.5	3.0	2.5	2.5	2.5	3.0						4.40	0.2	6.00	8.60	19.200	
21.	LEISTNER SCHÄR	Mischa Simon	 STV Winterthur	2011	2.5	2.5	2.5	2.5	2.0	2.0	2.5	2.5	3.0	2.5	0	7.55	0.6	9.95	9.24	27.340	53.760
				2007	2.0	2.0	2.0	2.5	1.5	1.5	2.5	2.5	3.0	2.5	0	7.80	0.6	9.70	8.32	26.420	

Generated by sporttech.io official scoring system at Feb 24, 2019 7:47:31 PM. Live results at [www.sporttech.io/explore](http://www.sporttech.io/explore).