



www.stv-fsg.ch

Rangliste Trampolin






4. Soorser Cup

Stathalle Sursee

06.04.2019



4. Soorser Cup *Event subtitle*
Individual trampoline – Open Men – Final

				S1	S2	S3	S4	S5	S6	S7	S8	S9	S10	L	E	D	H	Time	Total	Score	
1.	PROGIN	Simon	 FSG Aigle- Alliance - CRT	1990	4	4	4	4	4	4	5	6	5	6	0	15.4	16.5	9.00	15.720	56.620	56.620
2.	BRUHIN	Loan	 Chêne Gymnastique Genève - CRT	2001	4	4	7	5	6	6	8	5	4	6	0	14.5	14.0	9.50	15.330	53.330	53.330
3.	WALDNER	Luc	 TV Grenchen - NKL	2002	4	4	8	8	8	6	7	6	7	8	2	13.2	14.2	9.50	15.215	52.115	52.115
4.	HAGER	Robin	 STV Winterthur - RLZ	2002	4	6	8	7	6	8	8	10	8	7	0	12.8	11.8	8.30	12.860	45.760	45.760
5.	LACHAVANNE	Sébastien	 Chêne Gymnastique Genève - CRT	2000	4	4	4	4	6						7.8	7.8	4.50	7.960	28.060	28.060	

Generated by sporttech.io official scoring system at Mar 11, 2019 4:21:09 PM. Live results at www.sporttech.io/explore.

4. Soorser Cup *Event subtitle*

Individual trampoline — Open Men — Qualification

					S1	S2	S3	S4	S5	S6	S7	S8	S9	S10	L	E	D	H	Time	Total	Score
1.	PROGIN	Simon	FSG	1990	2	2	2	3	2	2	3	4	2	6	0	17.2	5.4	9.40	17.355	49.355	104.920
			Aigle- Alliance - CRT		7	6	4	4	4	6	6	5	6	6	0	14.6	16.5	9.00	15.465	55.565	
2.	LACHAVANNE	Sébastien	Chêne Gymnastique Genève - CRT	2000	2	0	1	2	4	2	2	4	4	4	2	17.3	5.0	9.20	17.165	48.665	103.255
					4	6	4	4	6	4	4	5	4	8	0	15.1	15.0	9.10	15.390	54.590	
3.	BRUHIN	Loan	Chêne Gymnastique Genève - CRT	2001	0	2	2	2	0	2	2	2	4	6	0	17.8	5.4	9.50	17.280	49.980	102.495
					4	4	4	6	6	8	8	6	6	6	1	14.1	14.0	8.60	15.815	52.515	
4.	HAGER	Robin	STV Winterthur - RLZ	2002	4	3	2	4	2	4	4	2	5	5	0	16.5	4.4	9.20	16.240	46.340	98.915
					6	6	6	8	7	8	7	8	6	8	0	13.0	14.8	9.60	15.175	52.575	
5.	WALDNER	Luc	TV Grenchen - NKL	2002	2	2	2	2	2	6	4	4	4	8	1	16.3	4.0	9.90	16.760	46.960	98.745
					7	6	7	8	8	6	7	6	7	8	2	12.8	14.2	9.40	15.385	51.785	

Generated by sporttech.io official scoring system at Mar 11, 2019 4:26:49 PM. Live results at www.sporttech.io/explore.



4. Soorser Cup *Event subtitle*
Individual trampoline — Open Ladies — Final

				S1	S2	S3	S4	S5	S6	S7	S8	S9	S10	L	E	D	H	Time	Total	Score
1.	HUNZIKER Sarah	TV Liestal - NKL	2002	6	5	5	4	6	4	4	5	4	4	0	15.3	9.1	8.80	13.485	46.685	46.685
2.	CILIBERTO Moira	TV Liestal - NKL	2000	6	4	5	6	6	4	4	4	4	6	0	15.1	9.0	9.20	13.155	46.455	46.455
3.	TEOLDI Lisa	SFG Morbio - CRT	2000	6	5	6	8	6	4	6					9.9	6.9	6.30	10.075	33.175	33.175

Generated by sporttech.io official scoring system at Mar 11, 2019 4:21:05 PM. Live results at www.sporttech.io/explore.

4. Soorser Cup *Event subtitle*




Individual trampoline — Open Ladies — Qualification

				S1	S2	S3	S4	S5	S6	S7	S8	S9	S10	L	E	D	H	Time	Total	Score	
1.	TEOLDI	Lisa	SFG	2000	0	2	2	3	4	2	4	4	6	5	0	16.8	3.8	9.60	14.655	44.855	92.075
			Morbio - CRT		6	4	6	4	7	4	6	8	7	4	0	14.4	9.7	9.10	14.020	47.220	
2.	HUNZIKER	Sarah	TV	2002	0	2	2	2	4	4	4	4	6	0	17.0	3.0	9.50	14.190	43.690	90.720	
			Liestal - NKL		6	4	4	4	4	6	4	4	6	4	2	15.2	9.1	8.90	13.830	47.030	
3.	CILIBERTO	Maira	TV	2000	6	4	4	4	4	3	4	4	5	0	15.8	3.6	9.10	13.860	42.360	87.265	
			Liestal - NKL		6	4	6	7	7	8	5	4	8	2	13.9	8.6	9.20	13.205	44.905		
4.	DIETZEL	Sally	FSG	2002	2	2	2	4	4	4	3	4	4	6	0	16.5	2.4	9.73	14.045	42.675	86.390
			Actigym Ecublens - CRT		6	7	8	9	5	6	7	6	6	8	0	13.2	7.7	9.59	13.225	43.715	
5.	GLASL	Fiona	TV	2002	4	4	4	4	4	4	4	4	4			12.8	1.5	7.20	11.800	33.300	65.555
			Maur - RLZ		6	7	6	4	6	5	6					10.0	5.8	6.20	10.255	32.255	

Generated by sporttech.io official scoring system at Mar 11, 2019 4:26:14 PM. Live results at www.sporttech.io/explore.



4. Soorser Cup *Event subtitle* Individual trampoline — Junior Boys — Final

				S1	S2	S3	S4	S5	S6	S7	S8	S9	S10	L	E	D	H	Time	Total	Score
1.	GAFNER Jayan	 Chêne Gymnastique Genève - CRT	2004	6	6	8	6	4	4	6	6	6	8	2	13.8	11.2	9.30	14.860	49.160	49.160
2.	WYSS Noa	 TV Grenchen - NKL	2004	6	7	8	8								5.1	5.2	3.40	6.225	19.925	19.925
3.	FREUND Finnian	 TV Grüningen - RLZ	2004	6	8										2.6	2.9	1.80	2.920	10.220	10.220

Generated by sporttech.io official scoring system at Mar 11, 2019 4:20:35 PM. Live results at www.sporttech.io/explore.

4. Soorser Cup *Event subtitle*

Individual trampoline — Junior Boys — Qualification

			S1	S2	S3	S4	S5	S6	S7	S8	S9	S10	L	E	D	H	Time	Total	Score	
1.	GAFNER Jayan	Chêne Gymnastique Genève - CRT	2004	8 6	6 6	8 4	8 6	5 6	4 6	4 4	4 4	4 4	3 2	14.2 14.8		9.00 9.60	16.310 15.360	39.510 49.760	89.270	
2.	FREUND Finnian	TV Grüningen - RLZ	2004	4 5	4 6	4 6	3 5	4 6	2 4	4 5	4 6	4 6	3 1	16.1 14.4		9.20 11.2	14.715 14.015	40.015 48.715	88.730	
3.	WYSS Noa	TV Grenchen - NKL	2004	2 6	2 8	1 8	3 7	4 9	6 8	3 8	4 4	2 5	3 6	0 0	17.0 13.1		8.90 8.90	16.265 14.740	42.165 46.440	88.605
4.	KURZ Siro	TV Liestal - NKL	2004	4 6	4 6	4 6	4 6	6 6	5 5	4 6	4 5	3 5	4 8	2 3	15.6 13.8		9.50 9.20	13.950 13.510	39.050 45.510	84.560
5.	ALVES Gonçalo	FSG Aigle- Alliance - CRT	2004	4 4		4 4	5 4	3 3	3 5		6 6	4 4	6 6		1.6 15.6		0.80 11.2	0.186 9.10	2.586 15.240	53.726 51.140

Generated by sporttech.io official scoring system at Mar 11, 2019 4:22:20 PM. Live results at www.sporttech.io/explore.



4. Soosser Cup *Event subtitle* Individual trampoline — Junior Girls — Final

				S1	S2	S3	S4	S5	S6	S7	S8	S9	S10	L	E	D	H	Time	Total	Score
1.	ILUNAMIEN Eileen	TV Zürich Aussersihl - RLZ	2004	4	6	6	4	6	4	4	4	4	6	2	15.0	8.5	9.50	14.415	47.415	47.415
2.	KURMANN Larissa	TV Mettmenstetten - RLZ	2003	4	4	6	5	7	4	7	8	8	8	0	13.9	10.6	8.70	13.525	46.725	46.725
3.	BITTERLI Lavinia	TV Liestal - NKL	2004	4	4	4	6								6.2	4.5	3.60	5.805	20.105	20.105

Generated by sporttech.io official scoring system at Mar 11, 2019 4:20:41 PM. Live results at www.sporttech.io/explore.



4. Soorser Cup *Event subtitle*

Individual trampoline – Junior Girls – Qualification

					S1	S2	S3	S4	S5	S6	S7	S8	S9	S10	L	E	D	H	Time	Total	Score
1.	BITTERLI	Lavinia	TV Liestal - NKL	2004	3	3	2	2	4	4	3	4	2	3	2	16.8		9.50	15.000	41.300	89.945
					4	4	4	4	4	4	4	4	4	8	0	15.6	10.0	9.30	13.745	48.645	
2.	KURMANN	Larissa	TV Mettmenstetten - RLZ	2003	2	2	2	3	5	2	4	4	4	4	1	16.7		9.90	14.775	41.375	89.685
					6	4	6	2	5	6	6	4	4	6	2	14.9	9.9	9.50	14.010	48.310	
3.	ILUNAMIEN	Eileen	TV Zürich Aussersihl - RLZ	2004	0	2	2	2	4	4	4	4	2	6	0	17.0		9.70	14.400	41.100	87.605
					4	6	6	4	8	4	4	6	5	8	0	14.5	8.5	9.40	14.105	46.505	
4.	TELLENBACH	Zoe	STV Winterthur - RLZ	2004	4	4	6	3	4	4	4	3	4	4	0	16.0		9.30	13.725	39.025	84.840
					6	6	6	4	7	5	4	5	6	6	2	14.3	8.5	9.40	13.615	45.815	
5.	ZBINDEN	Anja	TV Liestal - NKL	2004	2	2	3	4								6.9		3.60	6.005	16.505	61.660
					4	4	6	8	6	4	6	7	5	6	2	14.2	9.3	8.60	13.055	...	
6.	LEUENBERGER	Silvana	TV Liestal - NKL	2004	2	2	0	4	4	4	4	4	4	4	0	16.8		9.40	14.120	40.320	45.810
					5											1.5	1.5	1.00	1.490	5.490	

Generated by sporttech.io official scoring system at Mar 11, 2019 4:23:01 PM. Live results at www.sporttech.io/explore.



4. Soorser Cup *Event subtitle* Individual trampoline — National A Men — Final

					S1	S2	S3	S4	S5	S6	S7	S8	S9	S10	L	E	D	H	Time	Total	Score
1.	LATTMANN	Fredi	STV	1999	4	4	4	4	4	4	4	4	4	4	3	15.7	7.6	9.60	14.755	47.655	47.655
		Ilario	Winterthur																		
2.	IHRINGER	Linus	STV	2003	4	6	6	7	7	7	8	7	6	6	3	13.3	7.7	9.30	14.995	45.295	45.295
			Winterthur																		
3.	PALAZZO	Marco	Chêne	2002	6	6	4	4	4	4	4	4	5	6	2	15.1	5.6	9.70	14.590	44.990	44.990
			Gymnastique Genève																		
4.	SCHÜTZ	Janick	STV	1991	0	0	2	1	3	5	4	6	6			15.3	6.6	8.50	14.510	44.910	44.910
			Möriken-Wildegg																		
5.	HORLACHER	Till	STV	2001	4	6	4	5	6	4	4	4	6			13.7	5.1	8.60	11.695	39.095	39.095
			Möriken-Wildegg																		
6.	CURCURUTO	Remo	TV Rütli	1993	4	2	4	4	4	4						9.8	5.3	5.40	8.940	29.440	29.440

Generated by sporttech.io official scoring system at Mar 11, 2019 4:20:50 PM. Live results at www.sporttech.io/explore.

4. Soorser Cup *Event subtitle*

Individual trampoline — National A Men — Qualification

				S1	S2	S3	S4	S5	S6	S7	S8	S9	S10	L	E	D	H	Time	Total	Score	
1.	SCHÜTZ	Janick	STV Möriken-Wildeggen	1991	2	1	2	4	2	4	4	4	4	5	5	3	16.4	9.70	16.105	42.205	93.570
					2	2	3	2	4	4	4	4	4	0	16.7	9.1	9.50	16.065	51.365		
2.	CURCURUTO	Remo	TV Rütli	1993	0	2	4	3	4	4	6	2	4	4	2	16.5	9.30	15.255	41.055	89.080	
					4	2	4	4	3	4	4	4	4	5	2	16.0	7.6	9.40	15.025	48.025	
3.	LATTMANN	Fredi Ilario	STV Winterthur	1999	2	3	4	4	4	4	4	4	4	3	16.0	9.40	15.300	40.700	88.125		
					4	4	4	3	4	4	6	4	5	6	2	15.4	7.6	9.50	14.925	47.425	
4.	PALAZZO	Marco	Chêne Gymnastique Genève	2002	3	5	4	4	4	4	5	4	6	4	2	15.5	9.30	14.815	39.615	83.980	
					4	4	6	4	4	6	4	4	6	7	3	14.8	5.4	9.30	14.865	44.365	
5.	HORLACHER	Till	STV Möriken-Wildeggen	2001	4	4	5	4	4	4	4	5	5	4	0	15.7	9.50	13.275	38.475	82.285	
					4	7	4	4	6	4	4	4	6	6	0	15.1	6.1	9.60	13.010	43.810	
6.	IHRINGER	Linus	STV Winterthur	2003	4	3	4	6	5	6	6	7	7	6	0	14.6	8.60	14.155	37.355	80.655	
					5	5	6	6	6	6	7	6	8	10	5	13.0	6.3	9.30	14.700	43.300	
7.	WYTTENBACH	Ivan	BTV Bern	1988	2	4	6	7	6	8	6	4	6	4	0	14.7	9.30	14.785	36.785	79.860	
					3	5	6	6	6	6	5	6	8	8	3	13.8	-2.0	9.10	14.175	43.075	
																6.0					
8.	PUORGER	Sino	STV Winterthur	2003	4	5	6	6	8	7	8	6	8	6	2	13.4	9.10	14.365	36.865	78.630	
					4	5	5	6	8	8	7	6	8	7	2	13.4	5.1	9.00	14.265	41.765	
9.	BUFF	Silvan	TV Schönengrund	2000	4	4	6	6	8	4	6	6	6			13.0	8.00	13.140	34.140	78.115	
					6	4	6	5	6	6	7	4	6	10	3	13.7	6.6	9.60	14.075	43.975	
10.	BISSSEL	Benjamin	TC Haut Léman	2000	1	4	2	4	4							8.5	4.80	7.650	20.950	66.400	
					4	4	4	6	4	4	6	4	4	6	0	15.4	5.9	9.30	14.850	45.450	
11.	GEHRIG	Lukas	Trampoline Club Waltenschwil	1996	4	4	6	6	4	5						9.1	5.50	8.090	22.690	64.285	
					4	5	6	6	6	5	4	6	4	6	1	14.7	4.2	9.40	13.295	41.595	

Generated by sporttech.io official scoring system at Mar 29, 2019 12:33:52 AM. Live results at www.sporttech.io/explore.

4. Soorser Cup *Event subtitle*

Individual trampoline — National A Ladies — Final

					S1	S2	S3	S4	S5	S6	S7	S8	S9	S10	L	E	D	H	Time	Total	Score
1.	WINKLER	Céline	STV Winterthur	1996	4	8	6	6	6	6	4	4	4	6	2	14.4	8.3	9.40	13.990	46.090	46.090
2.	RÜTIMANN	Naomi	TV Rütli	1996	4	4	6	4	4	5	5	5	5	6	2	15.0	7.6	9.00	14.125	45.725	45.725
3.	SCHAAD	Ramona	TV Grenchen	2000	6	4	4	4	5	4	4	4	4	5	0	15.6	7.0	9.30	13.660	45.560	45.560
4.	MEIER	Freya	TV Rütli	2000	4	2	6	5	4	4	6	5	5	6	0	15.3	6.6	9.20	13.585	44.685	44.685
5.	SCHÄRER	Melanie	STV Möriken- Wildegg	1997	4	4	4	5	4	4	4	4	4	4	1	15.8	5.1	9.90	13.550	44.350	44.350
6.	GANSNER	Claudia	STV Möriken- Wildegg	2000	6	4	6	4	6	4	6	6	6	8	0	14.4	7.1	9.30	13.455	44.255	44.255
7.	HUBER	Cynthia	TV Liestal	2001	2	2	4	4	6	6	2	4	6	6	0	15.8	5.0	9.90	13.800	-2.0 → 42.500	42.500
8.	GANSNER	Jasmine	STV Möriken- Wildegg	2002	4	4	4	4	4	5	4	6	6			13.9	6.6	8.40	12.550	41.450	41.450

Generated by sporttech.io official scoring system at Mar 11, 2019 4:20:46 PM. Live results at www.sporttech.io/explore.

4. Soosser Cup *Event subtitle*







Individual trampoline — National A Ladies — Qualification

				S1	S2	S3	S4	S5	S6	S7	S8	S9	S10	L	E	D	H	Time	Total	Score	
1.	MEIER	Freya	TV Rüti	2000	0	2	0	6	4	4	4	4	4	0	16.8		9.40	14.045	40.245	86.175	
					4	2	2	4	2	4	4	6	2	0	16.6	6.2	9.30	13.830	45.930		
2.	WINKLER	Céline	STV Winterthur	1996	4	2	4	4	4	4	6	4	5	0	15.9		9.10	14.010	39.010	86.125	
					4	4	4	3	3	4	5	4	6	0	15.9	7.7	9.40	14.115	47.115		
3.	SCHAAD	Ramona	TV Grenchen	2000	2	2	4	4	2	4	4	2	4	6	0	16.6		9.20	14.145	39.945	85.305
					6	4	4	4	4	6	5	4	4	0	15.5	7.0	9.20	13.660	45.360		
4.	RÜTIMANN	Naomi	TV Rüti	1996	4	4	4	4	5	4	6	4	4	5	2	15.4		9.20	13.925	38.525	84.590
					4	4	4	6	4	4	4	4	6	2	15.4	7.6	9.20	13.865	46.065		
5.	GANSNER	Jasmine	STV Mörriken- Wildeggen	2002	2	2	6	4	6	6	6	3	4	4	0	15.7		9.30	13.970	38.970	84.515
					4	6	6	4	5	5	4	4	6	0	15.2	7.6	9.20	13.545	45.545		
6.	HUBER	Cynthia	TV Liestal	2001	2	2	4	4	3	4	6	2	4	4	0	16.5		9.40	13.815	39.715	84.115
					4	2	4	4	2	4	5	2	4	6	0	16.3	4.4	9.60	14.100	44.400	
7.	SCHÄRER	Melanie	STV Mörriken- Wildeggen	1997	4	2	4	4	4	4	4	4	5	4	0	16.1		9.70	13.275	39.075	82.865
					3	6	6	4	6	4	4	4	4	0	15.5	5.1	9.90	13.290	43.790		
8.	GANSNER	Claudia	STV Mörriken- Wildeggen	2000	6	6	4	4	6	4	6	4	5	5	0	15.0		9.70	13.595	38.295	82.655
					6	4	4	4	6	6	4	6	6	7	2	14.5	7.1	9.10	13.660	44.360	
9.	SCHMIDT	Lucy	TV Rüti	2004	2	3	4	4	4	4	4	2	4	6	20	14.3		9.40	13.645	37.345	81.070
					2	2	4	5	6	3	6	8	4	6	3	15.1	5.3	9.60	13.725	43.725	
10.	PFISTER	Ladina	TV Rüti	2000	3	4	3	4	6	4	4	4	6	6	0	15.6		9.80	13.425	38.825	80.865
					4	5	5	5	6	6	6	4	4	8	1	14.6	5.1	9.30	13.040	42.040	
11.	KYBURZ	Annouk	BTV Bern	2003	4	7	4	6	6	4	6	4	4	6	4	14.5		9.50	13.340	37.340	79.475
					4	6	6	4	6	6	4	4	4	8	4	14.4	5.0	9.70	13.035	42.135	
12.	KAUFMANN	Anja	STV Winterthur	1997	4	7	6	8	4	6	6	2	4	6	0	14.7		9.40	13.020	37.120	79.210
					4	7	6	4	4	6	6	2	4	8	0	14.9	4.5	9.60	13.090	42.090	
13.	FRIESS	Cécile	TV Rüti	1999	4	8	8	8	6	8	5	8	7	4	1	13.3		9.30	12.820	33.420	74.970
					5	8	4	8	6	6	4	6	6	4	2	14.1	-2.0	9.20	13.250	41.550	
																5.0					
14.	FAVA	Alisia	TV Liestal	1999	4	2	4	4	4	5	6	6	8		13.7		8.00	11.965	31.665	74.100	
					4	2	4	4	4	6	4	6	6	4	2	15.4	-2.0	9.30	13.235	42.435	
																4.5					
15.	REICHLIN	Alenka	STV Luzern	1999	2	3	4	4	4	4	6	5	4	6	0	15.8		9.60	13.215	38.615	46.400
					8	8									2.4	1.1	1.80	2.485	7.785		

Generated by sporttech.io official scoring system at Mar 11, 2019 4:23:25 PM. Live results at www.sporttech.io/explore.

4. Soorser Cup *Event subtitle*

Individual trampoline – National B Men – Final

				S1	S2	S3	S4	S5	S6	S7	S8	S9	S10	L	E	D	H	Time	Total	Score	
1.	KATZ	Zachary	 TC Haut Léman	2004	4	4	4	2	3	3	1	2	4	4	0	16.9	2.1	9.90	12.735	41.635	41.635
2.	SICKENBERG	Maxime	 FSG Actigym Ecublens	2001	6	6	6	6	6	7	6	6	6	6	6	13.3	4.4	10.00	13.210	40.910	40.910
3.	WOLFISBERG	Florian	 STV Luzern	2003	4	6	4	4	8	4	6	4	6	6	2	14.6	2.9	9.10	13.300	39.900	39.900
4.	ALTENRIED	Nicolas	 TC Haut Léman	2004	3	3	3	4	4	5	4	4	4	4	0	16.2	0.7	9.70	13.260	39.860	39.860
5.	LANG	Jon-Erik	 Trampoline Club Waltenschwil	2004	4	4	4	6	4	4	4	6	4	6	0	15.4	1.0	9.60	13.325	39.325	39.325
6.	KRAIEM	Shahin	 STV Sursee	2004	4	4	4	3	4	4	7					11.0	1.4	6.30	8.835	27.535	27.535

Generated by sporttech.io official scoring system at Mar 11, 2019 4:21:01 PM. Live results at www.sporttech.io/explore.

4. Soorser Cup *Event subtitle*









Individual trampoline – National B Men – Qualification

				S1	S2	S3	S4	S5	S6	S7	S8	S9	S10	L	E	D	H	Time	Total	Score	
1.	KATZ	Zachary	TC Haut Léman	2004	4	3	3	4	4	3	3	4	4	4	2	16.2		9.90	13.025	39.125	78.880
					4	4	5	4	4	4	3	4	4	4	1	15.9	2.1	9.10	12.655	39.755	
2.	SICKENBERG	Maxime	FSG Actigym Ecublens	2001	4	4	4	4	4	4	3	5	6	10	3	14.9		9.30	13.000	37.200	77.745
					6	5	8	6	6	8	7	6	6	6	1	13.5	4.4	9.60	13.045	40.545	
3.	WOLFISBERG	Florian	STV Luzern	2003	4	3	4	4	4	4	5	4	6	5	1	15.6		9.70	13.215	38.515	77.470
					4	4	4	5	7	6	7	6	5	6	2	14.4	2.9	8.60	13.055	38.955	
4.	LANG	Jon-Erik	Trampolin Club Waltenschwil	2004	4	4	4	4	4	4	4	4	4	6	0	15.8		10.00	13.185	38.985	77.090
					5	8	6	6	7	6	8	6	8	6	0	13.4	3.5	9.20	12.005	38.105	
5.	ALTENRIED	Nicolas	TC Haut Léman	2004	4	4	5	4	6	4	6	6	6	6	0	14.9		9.50	12.915	37.315	76.135
					3	4	4	5	6	4	6	4	4	4	3	15.3	0.7	9.70	13.120	38.820	
6.	KRAIEM	Shahin	STV Sursee	2004	4	4	5	6	4	4	4	4	4	4	0	15.7		9.80	12.955	38.455	75.050
					4	5	6	4	4	5	5	4	5	8	20	13.0	2.0	9.00	12.595	36.595	

Generated by sporttech.io official scoring system at Apr 4, 2019 11:31:24 PM. Live results at www.sporttech.io/explore.

4. Soorser Cup *Event subtitle*

Individual trampoline – National B Ladies – Final

				S1	S2	S3	S4	S5	S6	S7	S8	S9	S10	L	E	D	H	Time	Total	Score	
1.	FREY	Maja	 STV Möriken- Wildegg	2004	4	4	3	5	5	5	4	2	4	4	0	16.0	4.1	9.60	13.635	43.335	43.335
2.	SCHNYDER	Gwenäette	 STV Möriken- Wildegg	2003	4	2	4	2	4	4	4	2	2	4	2	16.6	2.6	9.60	14.365	43.165	43.165
3.	LOBSIGER	Nora	 TV Grenchen	2004	4	4	2	4	6	4	5	2	6	3	0	16.0	4.1	9.90	12.795	42.795	42.795
4.	SCHUMACHER	Anina	 TV Rüti	2001	3	5	2	4	4	1	4	4	2	4	1	16.6	3.8	9.60	12.735	42.735	42.735
5.	TAUBERS	Luana	 TV Grenchen	2003	2	4	2	4	6	5	6	4	4	3	0	16.0	4.1	9.30	13.195	42.595	42.595
6.	HUBER	Jara	 STV Möriken- Wildegg	2003	4	5	4	6	4	6	4	4	4	6	0	15.3	4.1	9.20	13.525	42.125	42.125
7.	BAUMGARTNER	Timia	 STV Möriken- Wildegg	2004	2	4	4	5	6	4	3	4	6	6	2	15.4	3.6	9.50	12.525	41.025	41.025
8.	BRÄNDLE	Shania	 TV Rüti	2003	2	2	2	2	3	5	2	4	3	6	20	14.9	1.5	9.60	13.235	39.235	39.235




Generated by sporttech.io official scoring system at Mar 11, 2019 4:20:58 PM. Live results at www.sporttech.io/explore.



4. Soorser Cup *Event subtitle* Individual trampoline – National B Ladies – Qualification

				S1	S2	S3	S4	S5	S6	S7	S8	S9	S10	L	E	D	H	Time	Total	Score		
1.	TAUBERS	Luana	TV Grenchen	2003	3	2	1	2	2	4	2	2	4	4	2	17.2		9.70	13.665	40.565	83.940	
					2	4	2	4	5	4	5	3	4	2	0	16.5	4.1	9.60	13.175	43.375		
2.	SCHNYDER	Gwenäelle	STV Mörliken-Wildegg	2003	4	2	3	2	2	2	2	2	4	4	0	17.3		9.80	14.110	41.210	82.830	
					6	6	4	4	3	4	4	4	2	2	3	15.8	2.5	9.60	13.720	41.620		
3.	LOBSIGER	Nora	TV Grenchen	2004	2	2	1	2	2	2	2	2	4	4	1	17.6		9.60	12.755	39.955	82.675	
					2	4	4	6	4	4	4	4	2	1	16.1	4.1	9.70	12.820	42.720			
4.	HUBER	Jara	STV Mörliken-Wildegg	2003	4	4	4	4	3	2	2	3	4	4	3	16.3		9.90	14.035	40.235	82.650	
					4	4	4	6	6	5	4	4	4	5	2	15.2	4.1	9.60	13.515	42.415		
5.	FREY	Maja	STV Mörliken-Wildegg	2004	4	4	4	4	3	2	3	4	4	5	0	16.3		9.90	13.885	40.085	81.960	
					4	3	4	6	6	8	4	4	6	6	0	14.9	4.1	9.40	13.475	41.875		
6.	BAUMGARTNER	Timia	STV Mörliken-Wildegg	2004	4	4	4	2	2	3	2	3	6	4	0	16.6		9.70	13.375	39.675	81.065	
					2	5	4	5	6	6	4	4	6	7	1	15.0	4.1	9.70	12.590	41.390		
7.	SCHUMACHER	Anina	TV Rütli	2001	4	4	3	4	4	3	4	3	2	6	1	16.2		9.50	12.705	38.405	80.610	
					4	4	2	4	4	2	4	4	2	4	0	16.6	3.8	9.30	12.505	42.205		
8.	BRÄNDLE	Shania	TV Rütli	2003	2	2	2	1	3	2	3	4	2	9	20	15.0		9.80	13.790	38.590	80.420	
					3	1	2	2	2	4	2	4	2	4	1	17.3	1.5	9.60	13.430	41.830		
9.	ROTHSTEIN	Anna	STV Luzern	2003	3	1	2	2	2	2	3	1	2	4	0	17.8		9.90	12.455	40.155	80.405	
					4	3	2	6	4	4	3	2	2	4	0	16.6	1.7	9.80	12.150	40.250		
10.	FREY	Lydia	STV Mörliken-Wildegg	2002	4	4	2	2	3	3	2	4	4	4	0	16.8		9.80	12.855	39.455	79.720	
					6	4	4	3	2	4	3	4	4	6	0	16.0	1.7	9.70	12.865	40.265		
11.	BURREN	Anouk	BTV Bern	2002	6	2	2	1	2	2	2	2	5	4	0	17.2		10.00	12.500	39.700	79.625	
					6	6	4	6	6	5	8	4	6	5	2	14.2	3.8	9.60	12.325	39.925		
12.	BRÄNDLE	Michelle	TV Rütli	2001	2	2	4	2	2	2	3	4	2	6	0	17.1		9.80	13.065	39.965	79.520	
					5	3	6	4	2	6	2	4	2	6	2	15.8	2.1	9.00	12.655	39.555		
13.	FELDMANN	Elena	STV Luzern	2003	4	2	3	2	3	3	3	4	4	4	0	16.8		9.70	12.340	38.840	79.220	
					3	2	2	2	1	2	2	2	4	4	0	17.6	0.6	9.70	12.480	40.380		
14.	ALTWEGG	Andrina	TV Rütli	2004	1	2	2	4	2	2	4	4	4	6	2	16.7		9.80	12.855	39.355	77.945	
					4	1	8	4	7	3	6	4	8	4	2	14.9	2.3	8.80	12.590	38.590		
15.	MARTIN	Mayane	FSG Actigym Ecublens	2004	4	4	2	3	4	3	2	2	2	3	0	17.1		10.00	11.340	38.440	77.830	
					4	4	4	2	4	3	4	4	2	4	1	16.4	1.5	10.00	11.490	39.390		
16.	KUSTER	Sheryl	TV Liestal	2001	2	3	2	2	2	2	2	2	2	2	0	17.9		9.80	11.765	39.465	77.535	
					3	3	4	6	4	7	6	7	6	9	0	14.5	2.5	9.60	11.470	38.070		
17.	OTTENEDER	Lena	TV Liestal	1999	3	4	4	2	3	2	4	4	6	5	0	16.3		9.70	12.290	38.290	77.010	
					4	4	4	3	4	3	4	4	6	4	0	16.0	0.7	9.90	12.120	38.720		
18.	BRYNER	Lara	STV Mörliken-Wildegg	2004	4	4	4	4	4	3	2	4	4	4	0	16.3		9.60	12.380	38.280	76.345	
					6	4	7	6	6	4	4	6	4	7	2	14.4	2.9	9.60	11.165	38.065		
19.	MASSON	Téa	FSG Actigym Ecublens	2004	2	3	2	4	6	4	4	4	4	6	0	16.3		9.80	11.445	37.545	76.250	
					3	4	3	3	5	4	3	4	4	5	0	16.2	1.3	10.00	11.205	38.705		
20.	FISCHER	Aliyah	STV Mörliken-Wildegg	2004	6	4	4	4	4	4	4	4	5	6	1	15.4		9.70	12.210	37.310	76.170	
					6	4	6	4	4	7	8	5	6	6	3	14.1	3.5	9.60	11.660	38.860		
21.	ROOS	Livia	STV Sursee	2004	3	4	4	4	3	4	4	4	4	4	0	16.2		10.00	11.110	37.310	75.425	
					6	5	4	4	2	2	4	4	4	4	0	16.1	1.4	9.70	10.915	38.115		
22.	DEMUTH	Nina	STV Winterthur	1997	4	4	4	4	4	4	3	4	4	6	0	15.9		9.80	11.740	37.440	75.340	
					6	5	5	5	4	4	4	4	4	4	4	15.1	1.3	9.70	11.800	37.900		
23.	STEINMANN	Katja	Trampolin Club Waltenschwil	2009	4	2	3	3	5	4	2	2	6	7	0	16.2		9.90	12.020	-2.0	74.385	
					8	4	4	4	4	6	4	4	4	6	0	15.2	2.2	9.30	11.565	→		
																			36.120	→		
																				38.265	→	

Qualification — Individual trampoline, National B Ladies — Results

				S1	S2	S3	S4	S5	S6	S7	S8	S9	S10	L	E	D	H	Time	Total	Score	
24.	VON BURG	Kira	 Trampolin Club Waltenschwil	2004	4	4	6	4	4	4	4	4	4	0	15.8		9.90	10.875	36.575	73.990	
					5	2	4	4	3	4	5	6	4	5	2	15.6	1.6	9.60	10.615	37.415	
25.	KUDELSKI HALDY	Isabelle	 TC Haut Léman	1962	5	4	4	4	5	4	3	6	5	4	0	15.6		9.90	10.480	35.980	72.520
					4	4	4	3	4	4	4	4	4	0	16.1	0.7	9.50	10.240	36.540		
26.	KOVAAR	Tessa	 STV Luzern	2003	4	3	4	4	4	5	6	6	5	8	1	15.0		9.80	13.440	-2.0	72.480
					6	6	7	6	10	8	5	6	6	4	2	13.4	2.2	9.30	11.340		→
																			36.240		
																				36.240	

Generated by sporttech.io official scoring system at Mar 29, 2019 12:35:43 AM. Live results at www.sporttech.io/explore.



4. Soorser Cup *Event subtitle* Individual trampoline — U15 Elite Boys — Final

					S1	S2	S3	S4	S5	S6	S7	S8	S9	S10	L	E	D	H	Time	Total	Score
1.	CORTHÉSY Robin	FSG	2005	5	4	4	6	6	8	4	6	6	8	0	14.3	9.8	9.20	13.415	46.715	46.715	
		Vevey Jeunes- Patriotes - CRT																			
2.	KÄFER Max	TV Liestal - NKL	2005	6	4	4	6	4	6	4	4	6	8	1	14.7	9.5	9.00	13.245	46.445	46.445	
3.	FÄH Robin	TV Stäfa - RLZ	2005	5	6	8	6	8	5	4	7	8	8	1	13.4	8.5	9.30	12.680	43.880	43.880	
4.	WEISS Léon Bentje	TV Grenchen	2006	6	8	6	6	5	5	6	5	6	8	4	13.5	7.1	9.60	12.355	42.555	42.555	
5.	STAHEL Nicola	STV Winterthur - RLZ	2005	8	6	8	10	10							5.8	4.1	4.30	6.625	20.825	20.825	

Generated by sporttech.io official scoring system at Mar 11, 2019 4:21:49 PM. Live results at www.sporttech.io/explore.



4. Soorser Cup *Event subtitle* Individual trampoline — U15 Elite Boys — Qualification

				S1	S2	S3	S4	S5	S6	S7	S8	S9	S10	L	E	D	H	Time	Total	Score
1.	CORTHÉSY Robin	FSG	2005	4	3	3	4	6	3	4	4	4	5	0	16.0		9.50	14.145	39.645	85.615
		Vevey		4	6	6	7	6	6	5	4	5	6	1	14.4	9.1	8.80	13.670	45.970	
		Jeunes- Patriotes - CRT																		
2.	KÄFER Max	TV Liestal - NKL	2005	3	4	4	4	4	2	4	4	4	4	1	16.2		9.30	13.815	39.315	83.685
				6	6	5	7	8	7	4	5	6	9	10	12.7	9.5	9.30	12.870	44.370	
3.	STAHEL Nicola	STV Winterthur - RLZ	2005	6	6	6	4	6	6	6	7	6	6	0	14.1		9.00	14.580	37.680	83.420
				5	5	6	5	8	8	7	8	6	7	1	13.4	8.5	9.40	14.440	45.740	
4.	FÄH Robin	TV Stäfa - RLZ	2005	5	6	4	5	4	4	6	8	6	6	3	14.3		9.30	13.275	36.875	81.405
				5	6	6	5	5	6	8	8	8	8	4	13.1	8.5	9.40	13.530	44.530	
5.	WEISS Léon Bentje	TV Grenchen	2006	6	4	4	6	5	4	4	4	6	5	0	15.2		9.60	12.230	37.030	80.555
				6	4	4	6	6	4	6	4	6	6	3	14.5	7.1	9.70	12.225	43.525	
6.	KUHNI Justin	TV Liestal - NKL	2005	4	4	4	4	6	3	4	4	4	6	1	15.6		9.70	13.585	38.885	43.730
				8											1.2	1.3	1.00	1.345	4.845	

Generated by sporttech.io official scoring system at Mar 11, 2019 4:30:20 PM. Live results at www.sporttech.io/explore.

4. Soorser Cup *Event subtitle*

Individual trampoline — U15 Elite Girls — Final

					S1	S2	S3	S4	S5	S6	S7	S8	S9	S10	L	E	D	H	Time	Total	Score
1.	MORET	Lucie	FSG Actigym Ecublens	2005	6	4	5	8	6	6	4	4	6	6	0	14.5	9.8	9.20	13.070	46.570	46.570
2.	PICHLER	Lia	TV Liestal - NKL	2006	6	6	6	5	6	4	4	4	5	4	2	14.8	8.8	9.20	13.035	45.835	45.835
3.	MEURY	Fiona	TV Liestal - NKL	2005	6	4	5	6	4	4	8	6	6	8	20	12.3	9.0	9.60	13.535	44.435	44.435
4.	DALCHER	Anouk	TV Liestal - NKL	2005	6	6	8	5	5	6	6	6	4	7	0	14.1	8.5	9.10	12.310	44.010	44.010

Generated by sporttech.io official scoring system at Mar 11, 2019 4:21:52 PM. Live results at www.sporttech.io/explore.



4. Soorser Cup *Event subtitle* Individual trampoline — U15 Elite Girls — Qualification

					S1	S2	S3	S4	S5	S6	S7	S8	S9	S10	L	E	D	H	Time	Total	Score
1.	MORET	Lucie	FSG	2005	0	2	2	2	4	4	2	4	4	4	0	17.2		9.80	13.745	40.745	88.465
			Actigym		6	4	5	4	5	4	4	3	4	6	0	15.5	9.2	9.50	13.520	47.720	
			Ecublens																		
2.	MEURY	Fiona	TV	2005	0	2	2	4	6	6	6	4	3	4	0	16.3		9.90	14.115	40.315	86.625
			Liestal -		4	4	5	4	6	6	7	6	6	2	0	15.0	7.8	9.60	13.910	46.310	
			NKL																		
3.	PICHLER	Lia	TV	2006	1	1	1	4	6	4	4	4	6	6	0	16.3		9.40	13.405	39.105	85.190
			Liestal -		6	7	6	6	6	4	4	4	4	4	0	14.9	8.8	9.40	12.985	46.085	
			NKL																		
4.	DALCHER	Anouk	TV	2005	1	2	0	4	4	6	6	4	6	6	0	16.1		9.50	13.180	38.780	82.820
			Liestal -		6	6	7	5	5	5	8	8	7	6	1	13.6	8.5	9.40	12.540	44.040	
			NKL																		
5.	RAMSTEIN	Francesca	TV	2006	4	2	1	4	8	6	6	4	3	6	1	15.5		9.70	12.680	37.880	51.625
			Liestal -		6	7	7									4.0	3.4	2.80	3.545	13.745	
			NKL																		

Generated by sporttech.io official scoring system at Mar 11, 2019 4:30:41 PM. Live results at www.sporttech.io/explore.

4. Soorser Cup *Event subtitle*

Individual trampoline — U15 National Boys — Final

				S1	S2	S3	S4	S5	S6	S7	S8	S9	S10	L	E	D	H	Time	Total	Score	
1.	BADER	Damien	FSG Actigym Ecublens	2005	3	3	2	3	4	5	2	4	4	5	2	16.3	4.4	9.30	13.780	43.780	43.780
2.	CARDARELLI	Nando	TV Grenchen	2006	4	4	4	5	6	4	6	5	6	6	0	15.0	5.4	9.30	12.210	41.910	41.910
3.	STEINER	Andri	TV Grenchen	2005	6	6	4	6	6	6	6	4	4	6	2	14.4	4.5	9.10	11.860	39.860	39.860
4.	BÄR	Matteo	STV Winterthur	2006	6	4	6	6	8	4	7	8	8	6	0	13.7	3.5	9.80	12.495	39.495	39.495
5.	LÜSCHER	Nils	STV Möriken- Wildegg	2005	6	6	6	4	5	6	6	5	6	6	0	14.4	2.1	9.70	12.415	38.615	38.615
6.	BRYNER	Jan	STV Möriken- Wildegg	2006	5	4	6	4	6	6	6	5	4	6	10	13.8	2.9	9.10	11.645	37.445	37.445
7.	SPICHIGER	Noah	TV Grenchen	2005	6	4	6	4	5	6	6	4	6	9	0	14.4	1.6	9.90	11.540	37.440	37.440
8.	REISS	Basil	Trampolin Club Waltenschwil	2005	6	6										2.8	0.5	1.90	2.245	7.445	7.445

Generated by sporttech.io official scoring system at Mar 11, 2019 4:21:55 PM. Live results at www.sporttech.io/explore.











4. Soorser Cup *Event subtitle* Individual trampoline — U15 National Boys — Qualification

				S1	S2	S3	S4	S5	S6	S7	S8	S9	S10	L	E	D	H	Time	Total	Score	
1.	BADER	Damien	FSG Actigym Ecublens	2005	2 4	2 3	2 2	4 4	5 5	4 4	4 4	5 6	5 5	1 2	16.1 15.7		9.60 4.4 9.60	13.680 13.300	39.380 43.000	82.380	
2.	CARDARELLI	Nando	TV Grenchen	2006	4 3	2 4	2 4	2 4	4 6	4 4	4 4	6 5	6 4	0 0	16.4 15.6		9.80 5.4 9.20	12.630 12.375	38.830 42.575	81.405	
3.	STEINER	Andri	TV Grenchen	2005	4 2	4 4	3 4	4 6	4 6	4 6	4 6	4 4	4 6	0 1	16.1 14.9		9.90 4.5 9.40	12.090 11.795	38.090 40.595	78.685	
4.	BÄR	Matteo	STV Winterthur	2006	4 6	4 6	4 6	4 7	4 8	3 6	4 6	4 7	6 6	0 0	15.7 13.6		10.00 3.5 9.70	12.735 12.395	38.435 39.195	77.630	
5.	REISS	Basil	Trampolin Club Waltenschwil	2005	3 6	4 6	6 4	4 4	4 4	4 4	5 6	5 5	4 4	0 0	15.7 15.3		9.90 1.8 9.40	11.645 12.130	37.245 38.630	75.875	
6.	LÜSCHER	Nils	STV Möriken-Wildegg	2005	4 6	2 5	4 7	4 6	3 4	4 6	3 5	5 4	8 4	7 6	4 1	15.2 14.6		9.70 2.1 9.90	11.515 12.010	36.415 38.610	75.025
7.	BRYNER	Jan	STV Möriken-Wildegg	2006	4 6	4 4	5 6	6 5	6 8	4 4	5 7	6 6	5 6	6 6	0 2	14.9 14.0		9.70 2.9 9.30	12.355 11.525	36.955 37.725	74.680
8.	SPICHIGER	Noah	TV Grenchen	2005	3 4	4 4	4 6	4 5	4 4	4 4	4 5	6 6	7 6	8 10	4 4	14.8 14.2		9.80 1.6 9.70	11.970 11.325	36.570 36.825	73.395
9.	SONDEREGGER	Nico	STV Möriken-Wildegg	2006	4 4	3 5	5 6	4 4	4 4	4 4	4 5	4 6	5 6	6 8	1 4	15.6 14.4		9.90 1.1 9.70	11.390 11.160	36.890 36.360	73.250
10.	LINGG	Manuel	STV Sursee	2005	4 6	5 6	6 5	4 8	4 6	4 6	5 5	6 6	6 6	6 7	0 0	15.0 13.9		9.80 1.6 9.70	11.435 11.410	36.235 36.610	72.845
11.	RATSCHOB	Tim	Trampolin Club Waltenschwil	2006	4 4	4 4	6 6	6 6	5 5	4 5	5 4	6 4	6 6	7 6	0 0	14.7 15.0		9.80 0.7 9.70	10.575 10.565	35.075 35.965	71.040
12.	RASCHLE	Silvan	TV Schönengrund	2005	4 4	6 6	6 6	7 5	6 5	5 5	6 6	8 6	6 6	6 6	4 0	13.6 14.5		9.80 0.8 9.90	10.015 10.045	33.415 35.245	68.660
13.	GEISSMANN	Dario	STV Möriken-Wildegg	2006	3 3	2 4	4 4	4 4	4 6		2 2	4 4	4 4	0 0	16.7 7.9		9.60 2.7 4.40	13.285 6.490	39.585 21.490	61.075	
14.	RICCIARDI	Timon	STV Luzern	2005	4 4	6 5	5 6	5 6	4 5	6 6	7 8		6 6			10.3 12.2		6.90 1.1 9.60	7.420 9.855	24.620 32.755	57.375

Generated by sporttech.io official scoring system at Mar 11, 2019 4:31:07 PM. Live results at www.sporttech.io/explore.

4. Soorser Cup *Event subtitle*

Individual trampoline – U15 National Girls – Final

					S1	S2	S3	S4	S5	S6	S7	S8	S9	S10	L	E	D	H	Time	Total	Score
1.	ALVAREZ	Naia	 Chêne Gymnastique Genève	2006	2	3	1	4	4	4	4	2	4	4	2	16.6	4.4	9.70	12.375	43.075	43.075
2.	MARTIN	Nora	 FSG Actigym Ecublens	2005	2	2	3	2	3	2	1	2	4	6	0	17.3	1.4	9.30	13.275	41.275	41.275
3.	DALCHER	Alisha	 TV Liestal	2006	3	4	2	4	4	6	4	6	6	6	0	15.5	4.0	9.60	11.590	40.690	40.690
4.	VONLAUFEN	Elin	 STV Sursee	2006	4	4	2	2	3	2	3	2	3	6	0	16.9	1.5	9.80	12.400	40.600	40.600
5.	ARNOLD	Enya	 STV Sursee	2005	3	4	4	4	4	4	7	4	4	5	4	15.3	1.5	9.90	13.875	40.575	40.575
6.	BEYLI	Ena	 BTV Bern	2005	4	6	4	2	4	4	4	6	4	6	4	15.2	2.4	9.80	12.945	40.345	40.345
7.	SCHUPPISSER	Jana	 Trampolin Club Waltenschwil	2005	6	4	6	5	4	6	5	4	6	4	0	15.0	2.2	9.70	12.445	39.345	39.345
8.	AMREIN	Mia	 STV Sursee	2005	2	2	2	3	4	4	4	5	6	8	0	16.0	0.9	10.00	12.285	39.185	39.185




Generated by sporttech.io official scoring system at Mar 11, 2019 4:21:59 PM. Live results at www.sporttech.io/explore.

4. Soosser Cup *Event subtitle*

Individual trampoline – U15 National Girls – Qualification

				S1	S2	S3	S4	S5	S6	S7	S8	S9	S10	L	E	D	H	Time	Total	Score
1.	ALVAREZ	Naia	Chêne Gymnastique Genève	2006	2 4	3 4	1 2	0 4	2 5	1 1	2 0	3 1	3 4	3 4	0 4	18.0 16.7	10.00 9.80	13.055 12.770	41.055 42.570	83.625
2.	MARTIN	Nora	FSG Actigym Ecublens	2005	4 2	2 2	2 2	2 2	6 3	2 2	2 1	2 2	4 4	6 6	0 0	16.8 17.4	9.60 1.4	13.330 13.335	39.730 41.835	81.565
3.	VONLAUFEN	Elin	STV Sursee	2006	2 4	2 4	2 2	2 3	2 2	2 2	2 2	2 2	3 3	4 4	1 0	17.5 17.2	10.00 1.5	12.210 12.115	39.710 40.115	79.825
4.	DALCHER	Alisha	TV Liestal	2006	4 2	2 2	4 2	4 4	2 4	4 6	3 3	2 6	6 6	6 5	2 1	16.1 15.9	9.80 4.0	11.955 11.700	37.855 41.300	79.155
5.	ARNOLD	Enya	STV Sursee	2005	2 2	4 4	5 4	4 4	4 4	4 4	6 6	4 4	6 6	6 6	0 1	15.5 15.5	9.70 1.5	13.295 13.335	38.495 40.035	78.530
6.	BEYLI	Ena	BTV Bern	2005	6 6	3 6	4 4	2 6	5 3	4 6	4 4	4 4	4 5	4 7	1 4	15.9 14.5	9.50 2.4	13.160 12.790	38.560 39.290	77.850
7.	SCHUPPISSER	Jana	Trampolin Club Waltenschwil	2005	3 6	4 4	3 6	2 6	2 4	2 6	3 4	4 4	4 6	4 4	0 0	16.9 15.0	9.70 2.2	12.470 12.075	39.070 38.675	77.745
8.	AMREIN	Mia	STV Sursee	2005	1 2	2 4	4 4	2 4	4 4	6 4	4 4	4 4	4 4	6 6	2 0	16.0 16.0	10.00 0.8	11.870 11.965	37.870 38.565	76.435
9.	KOLLER	Lia	TV Grenchen	2005	2 6	2 7	2 4	2 8	2 8	2 4	3 8	3 8	6 5	6 8	0 0	17.0 13.4	9.90 3.8	11.925 10.700	38.825 37.200	76.025
10.	MEIER	Anna	Trampolin Club Waltenschwil	2005	4 6	4 4	4 4	4 4	4 4	3 4	4 3	4 4	4 4	6 8	0 2	15.9 15.3	9.80 1.4	11.560 11.575	37.260 37.975	75.235
11.	HENGARTNER	Lena	TV Grenchen	2005	2 8	2 8	2 10	6 6	7 4	4 4	6 4	4 3	6 4	7 6	2 0	15.2 14.3	9.60 1.6	12.475 11.620	37.275 37.020	74.295
12.	BADERTSCHER	Liv	TV Rüti	2005	2 8	2 4	1 4	3 4	4 4	6 2	3 4	5 4	4 4	5 6	0 0	16.5 15.6	9.90 1.7	10.760 9.935	37.160 36.735	73.895
13.	HANSELMANN	Nina	STV Luzern	2005	2 4	2 4	3 2	4 4	4 4	5 6	4 4	4 4	6 6	6 6	0 0	16.0 15.6	9.80 0.9	10.685 11.050	36.485 37.350	73.835
14.	BRUNO	Laura	STV Möriken- Wildegg	2005	4 6	5 4	4 6	4 4	3 5	3 8	5 4	4 4	4 6	8 8	0 2	15.6 14.3	9.70 2.1	11.295 11.045	36.595 37.145	73.740
15.	HILDEBRAND	Svenja	STV Sursee	2006	6 6	4 6	3 8	6 6	4 8	6 8	7 8	4 4	4 6	4 4	2 0	15.0 13.8	9.80 2.1	11.605 11.605	36.405 37.205	73.610
16.	STIRNIMANN	Anja	STV Möriken- Wildegg	2006	4 4	4 4	4 6	4 5	4 7	5 6	4 7	4 5	6 6	8 8	0 3	15.6 13.9	9.80 2.5	10.745 10.800	36.145 36.800	72.945
17.	SIMONIELLO	Michela	Trampolin Club Waltenschwil	2005	6 5	4 4	6 6	4 8	5 6	6 6	4 4	4 6	6 6	6 6	2 2	14.7 14.1	9.70 1.0	11.780 11.800	36.180 36.600	72.780
18.	REIS	Lena	STV Sursee	2006	5 7	4 5	3 6	4 6	6 4	4 5	6 4	6 6	6 6	8 6	2 2	14.6 14.3	9.80 1.1	11.055 11.265	35.455 36.365	71.820
19.	LAGLER	Alexandra	STV Möriken- Wildegg	2005	2 2	2 4	3 6	4 3	2 6	2 6	3 4	4 8	3 8	6 6	0 12.1	16.9 3.6	9.50 7.20	12.365 9.675	38.765 52.575	71.340
20.	DÜRR	Lucie	Trampolin Club Waltenschwil	2006	2 4	4 4	4 4	6 6	4 4	4 4	4 4	4 4	6 4	8 8	2 2	15.2 15.2	9.90 1.2	9.885 9.935	34.985 36.335	71.320
21.	MILOVANOVIC	Dragana	TC Haut Léman	2006	5 2	6 4	4 3	5 4	4 6	7 5	8 4	9 4	8 6	4 4	0 3	14.0 15.5	9.80 0.6	8.900 9.305	32.700 35.405	68.105




Qualification — Individual trampoline, U15 National Girls — Results

					S1	S2	S3	S4	S5	S6	S7	S8	S9	S10	L	E	D	H	Time	Total	Score
22.	VURLOD	Maeva	 TC Haut Léman	2006	6	8	6	4	4	6	8	10					10.8	8.00	6.990	25.790	58.215
					6	6	6	8	6	8	10	7	6	8	2	12.7	0.6	10.00	9.125	32.425	
23.	KLEMENZ	Laura	 STV Möriken-Wildegg	2006	4	4	4	2	4	3	2	3	4	4	0	16.6		9.60	11.975	38.175	49.495
					6	5	6									4.3	1.2	2.40	3.420	11.320	
24.	PATITZ	Charlotte	 TV Rütli	2006	2												1.8	1.00	1.260	4.060	43.475
					6	2	4	4	4	2	4	4	2	6	1	16.1	1.8	9.50	12.015	39.415	

Generated by sporttech.io official scoring system at Mar 11, 2019 4:32:05 PM. Live results at www.sporttech.io/explore.



4. Soorser Cup *Event subtitle* Individual trampoline — U13 Elite Boys — Final

					S1	S2	S3	S4	S5	S6	S7	S8	S9	S10	L	E	D	H	Time	Total	Score
1.	LOCHER	Elia	 TV	2008	6	6	6	4	4	4	6	4	6	5	2	14.7	8.2	9.10	13.745	45.745	45.745
			Liestal - NKL																		
2.	MEURI	Leif	 TV	2007	7	8	8	6	6	6	8	6	5	8	3	12.9	8.5	8.80	12.985	43.185	43.185
			Brüttsellen - RLZ																		
3.	STOCKER	Beoan	 STV	2007	2	4	4	4	5	6	6	6	8	8	0	14.7	5.5	8.80	13.215	42.215	42.215
			Wetzikon - RLZ																		

Generated by sporttech.io official scoring system at Mar 11, 2019 4:21:25 PM. Live results at www.sporttech.io/explore.

4. Soorser Cup *Event subtitle*




Individual trampoline — U13 Elite Boys — Qualification

					S1	S2	S3	S4	S5	S6	S7	S8	S9	S10	L	E	D	H	Time	Total	Score
1.	STOCKER	Beoan	STV	2007	4	4	4	4	4	4	6	6	4	4	0	15.6		9.40	14.082	39.082	83.177
			Wetzikon - RLZ		2	5	4	4	4	4	6	5	6	4	2	15.4	5.5	9.50	13.695	44.095	
2.	LOCHER	Elia	TV	2008	3	4	4	2	4	4	4	4	4			14.7		8.20	12.350	35.250	80.525
			Liestal - NKL		6	6	6	4	4	5	8	5	5	6	2	14.3	8.2	9.40	13.375	45.275	
3.	MEURI	Leif	TV	2007	4	6	4	4	6	5	6	6	4	6	2	14.7		9.60	13.085	37.385	80.280
			Brüttsellen - RLZ		6	8	8	6	6	8	9	6	6	6	4	12.7	8.5	9.10	12.595	42.895	
4.	INVERNO	Quetzal	Chêne	2007	4	5	4	6	4	8	6	5	4	6	0	14.8		9.40	11.830	34.030	73.735
			Gymnastique Genève		4	6	4	4	6	6	6	4	6	6	0	14.8	-2.0	9.20	11.405	39.705	
																	4.3				
5.	KÄMPFER	Florian	TV	2008	4	6	4	6	6	4	4	5	6	7	0	14.8		9.40	10.695	34.895	73.365
			Weisslingen - RLZ		6	7	4	6	6	6	4	6	6	6	2	14.1	4.5	9.40	10.470	38.470	

Generated by sporttech.io official scoring system at Mar 11, 2019 4:28:31 PM. Live results at www.sporttech.io/explore.

4. Soorser Cup *Event subtitle*

Individual trampoline — U13 Elite Girls — Final

					S1	S2	S3	S4	S5	S6	S7	S8	S9	S10	L	E	D	H	Time	Total	Score
1.	BISCHOF	Saskia	 TV Liestal - NKL	2007	2	4	5	6	5	4	4	4	6	6	1	15.3	6.2	9.30	12.270	43.070	43.070
2.	JOOS	Maja	 TV Liestal - NKL	2007	4	4	2	5	6	4	7	6	4	8	2	14.8	4.9	8.90	11.885	40.485	40.485
3.	STUCKI	Ladina	 STV Winterthur - RLZ	2008	4	7	4	6	8	8	5	8	10	10	2	12.8	3.9	9.80	10.380	36.880	36.880

Generated by sporttech.io official scoring system at Mar 11, 2019 4:21:32 PM. Live results at www.sporttech.io/explore.

4. Soosser Cup *Event subtitle*

Individual trampoline — U13 Elite Girls — Qualification

				S1	S2	S3	S4	S5	S6	S7	S8	S9	S10	L	E	D	H	Time	Total	Score	
1.	BISCHOF	Saskia	TV Liestal - NKL	2007	3	5	3	6	4	5	4	4	2	6	0	15.8		9.30	12.220	37.320	80.745
					2	4	4	6	4	4	4	6	6	6	0	15.4	6.2	9.50	12.325	43.425	
2.	JOOS	Maja	TV Liestal - NKL	2007	6	4	3	4	6	6	8	7	4	8	0	14.4		9.40	11.490	35.290	75.500
					4	4	2	5	8	6	9	7	4	9	1	14.1	4.9	9.50	11.710	40.210	
3.	STUCKI	Ladina	STV Winterthur - RLZ	2008	4	7	3	6	8	9	6	7	6	9	0	13.5		9.70	10.380	33.580	70.680
					4	7	4	7	8	8	5	7	8	10	4	12.8	4.5	9.60	10.200	37.100	
4.	RÜFENACHT	Sina	TV Liestal - NKL	2008	4	4	4	5	6	4	7					10.6		6.20	7.740	24.540	64.055
					4	6	3	6	6	5	7	6	4	6	1	14.6	4.9	9.00	11.015	39.515	

Generated by sporttech.io official scoring system at Mar 11, 2019 4:28:48 PM. Live results at www.sporttech.io/explore.

4. Soorser Cup *Event subtitle*

Individual trampoline — U13 National Boys — Final

					S1	S2	S3	S4	S5	S6	S7	S8	S9	S10	L	E	D	H	Time	Total	Score
1.	BUCHER	Ben	STV Luzern	2007	4	4	2	4	4	2	3	4	4	4	0	16.5	2.2	9.40	13.045	41.145	41.145
2.	BAUMGARTNER	Cyrill	STV Luzern	2007	4	4	6	4	3	2	3	7	4	8	0	15.5	2.7	9.80	12.345	40.345	40.345
3.	KWIATECKI	Thaddeo	STV Möriken- Wildeggen	2008	6	4	4	6	4	6	4	4	4	7	1	15.0	2.1	9.60	11.230	37.930	37.930
4.	BEGA	Adrian	FSG Actigym Ecublens	2007	4	5	4	4	4	2	5	4	6	4	2	15.6	0.8	9.60	11.605	37.605	37.605
5.	HITZ	Nando	STV Luzern	2007	6	5	6	4	6	4	8	6	5	6	0	14.4	2.5	9.50	10.565	36.965	36.965
6.	VILLAVERDE	David	STV Luzern	2007	4	4	4	4	8	4	4	3	4	5	4	15.2	1.6	8.70	11.340	36.840	36.840
7.	GARCIA	Ruben	TC Haut Léman	2008	5	6	4	4	4	6	5	6	6	6	0	14.8	0.6	10.00	10.500	35.900	35.900
8.	SIEBER	Henry	Trampolin Club Waltenschwil	2008	4	6	7	8	6	4	4	4	8	7	4	13.8	0.6	9.80	11.045	35.245	35.245

Generated by sporttech.io official scoring system at Mar 11, 2019 4:21:36 PM. Live results at www.sporttech.io/explore.



4. Soorser Cup *Event subtitle* Individual trampoline – U13 National Boys – Qualification

					S1	S2	S3	S4	S5	S6	S7	S8	S9	S10	L	E	D	H	Time	Total	Score																		
1.	BUCHER	Ben	STV	2007	4	4	2	5	2	3	2	2	4	4	0	16.8		9.60	13.355	39.755	81.065																		
					Luzern	4	7	4	4	2	2	2	4	4	4	3	16.0	2.2	10.00	13.110	41.310																		
2.	BAUMGARTNER	Cyrill	STV	2007	4	6	4	4	4	4	4	4	2	4	1	15.9		9.90	12.065	37.865	77.720																		
					Luzern	4	6	6	3	4	4	4	6	4	8	1	15.0	2.7	9.90	12.255	39.855																		
3.	VILLAVERDE	David	STV	2007	2	2	2	2	4	4	4	2	4	6	0	16.8		9.50	12.035	-2.0	75.630																		
					Luzern	6	3	6	6	4	2	2	2	4	6	0	15.9	1.6	9.90	11.895	→																		
																				36.335																			
																				39.295																			
4.	KWIATECKI	Thaddeo	STV	2008	4	4	4	6	4	4	4	4	5	6	0	15.5		9.70	11.340	36.540	74.775																		
					Möriken-Wildegg	6	4	4	6	4	7	4	2	5	8	0	15.0	2.1	9.80	11.335	38.235																		
5.	BEGA	Adrian	FSG	2007	5	6	4	4	3	2	4	4	4	4	0	16.0		9.60	10.960	36.560	73.450																		
					Actigym Ecublens	4	8	4	4	4	3	4	4	6	8	2	14.9	0.8	9.70	11.490	36.890																		
6.	HITZ	Nando	STV	2007	4	4	3	3	5	6	6	6	4	4	0	15.5		9.90	11.405	36.805	72.520																		
					Luzern	8	6	6	6	6	6	8	6	5	6	1	13.6	2.5	9.30	10.315	35.715																		
7.	GARCIA	Ruben	TC Haut Léman	2008	4	6	6	4	4	4	4	4	4	4	1	15.5		10.00	10.160	35.660	72.040																		
						5	5	6	4	4	4	4	5	4	6	0	15.3	0.8	10.00	10.280	36.380																		
8.	SIEBER	Henry	Trampolin Club	2008	4	6	6	7	5	5	4	5	6	8	0	14.4		9.90	11.425	35.725	71.940																		
					Waltenschwil	4	6	6	8	6	4	4	6	4	6	0	14.6	0.6	9.70	11.315	36.215																		
9.	GRAF	Levin	STV	2007	2	4	4	4	4	2	2	4	6		14.8		8.90	10.780	34.480	71.525																			
					Möriken-Wildegg	4	6	6	6	8	6	5	4	7	4	0	14.4	2.1	9.50	11.045	37.045																		
10.	SCHÄR	Simon	STV	2007	6	5	5	6	6	4	4	4	5	6	4	14.5		10.00	9.595	34.095	68.085																		
					Winterthur	10	4	4	6	4	5	5	8	6	9	2	13.7	1.2	9.80	9.290	33.990																		
11.	SCHAFFER	Til	BTV	2008	4	8	6	4	4	6	4	5	6	4	0	14.9		9.80	10.005	34.705	67.905																		
					Bern	8	8	5	4	4	8	6	6	6	4	4	13.7	1.0	8.70	9.800	33.200																		
12.	VEUVE	Julien	BTV	2007	5	6	4	4	4	6	4	6	8		13.3		8.90	9.505	31.705	66.995																			
					Bern	8	6	4	4	6	6	6	4	4	4	4	14.4	1.0	9.50	10.390	35.290																		

Generated by sporttech.io official scoring system at Mar 11, 2019 4:29:11 PM. Live results at www.sporttech.io/explore.

4. Soosser Cup *Event subtitle*

Individual trampoline – U13 National Girls – Final

					S1	S2	S3	S4	S5	S6	S7	S8	S9	S10	L	E	D	H	Time	Total	Score
1.	SCHNEIDER	Leonie	STV Möriken-Wildegg	2007	4	4	6	6	6	4	4	6	4	6	0	15.0	3.5	9.70	11.610	39.810	39.810
2.	DUFAY DE LAVALLAZ	Amélie	FSG Actigym Ecublens	2008	8	6	4	4	4	4	4	4	4	6	0	15.2	2.2	9.60	12.385	39.385	39.385
3.	VON WARTBURG	Elin	STV Luzern	2008	5	1	2	2	4	6	4	4	6	4	0	16.2	1.9	9.80	11.275	39.175	39.175
4.	BOHREN	Jael	TV Liestal	2007	4	4	4	6	5	5	4	4	5	8	0	15.1	1.8	9.40	12.315	38.615	38.615
5.	BURGER	Keilah	STV Möriken-Wildegg	2007	6	4	6	4	6	4	4	4	4	6	20	13.2	2.6	9.70	12.045	37.545	37.545
6.	FEHLMANN	Sienna	TV Rüti	2008	4	4	2	5	6	4	4	4	4	6	0	15.7	1.4	9.70	10.725	37.525	37.525
7.	SIMONIELLO	Chiara	Trampolin Club Waltenschwil	2008	4	6	5	5	4	4	5	4	4	6	0	15.3	1.5	9.80	10.425	37.025	37.025
8.	BUSER	Fiona	STV Möriken-Wildegg	2007	4	4	4	4	4	4	4	4	4	6	20	13.8	1.0	9.80	11.300	35.900	35.900



Generated by sporttech.io official scoring system at Mar 11, 2019 4:21:42 PM. Live results at www.sporttech.io/explore.

4. Soorser Cup *Event subtitle*

Individual trampoline — U13 National Girls — Qualification

				S1	S2	S3	S4	S5	S6	S7	S8	S9	S10	L	E	D	H	Time	Total	Score	
1.	SCHNEIDER	Leonie	STV Möriken- Wildegg	2007	3 5	2 4	4 4	3 6	2 6	2 6	4 4	3 6	4 2	6 6	0	16.7 15.1	9.90 3.5	9.90 9.70	11.500 11.475	38.100 39.775	77.875
2.	DUFAY DE LAVALLAZ	Amélie	FSG Actigym Ecublens	2008	4 6	4 4	2 3	4 2	2 4	4 4	4 4	4 6	4 4	7 4	0	16.1 15.9	9.90 1.7	9.90 9.60	12.560 12.025	38.560 39.225	77.785
3.	VON WARTBURG	Elin	STV Luzern	2008	4 6	3 3	4 2	4 2	2 4	4 6	4 4	2 4	4 6	4 4	0	16.5 15.9	9.70 1.9	9.70 9.80	10.195 11.305	36.395 38.905	75.300
4.	BUSER	Fiona	STV Möriken- Wildegg	2007	4 4	4 4	5 4	4 3	4 4	4 4	4 5	4 4	5 6	7 6	0	15.5 15.7	9.80 1.1	9.80 9.60	11.355 11.380	36.655 37.780	74.435
5.	BOHREN	Jael	TV Liestal	2007	4 6	5 4	4 5	4 8	6 4	6 4	6 4	6 5	6 6	7 6	2	14.4 14.6	9.40 1.8	9.40 9.60	12.075 12.420	35.875 38.420	74.295
6.	FEHLMANN	Sienna	TV RÜTI	2008	5 2	2 3	4 2	3 4	4 4	4 4	4 4	4 6	4 4	6 6	0	16.0 16.1	9.30 1.4	9.30 9.70	11.170 10.550	36.470 37.750	74.220
7.	BURGER	Keilah	STV Möriken- Wildegg	2007	4 6	4 4	4 6	4 4	4 6	4 5	4 4	6 4	5 4	7 6	0	13.8 15.1	8.60 2.6	8.60 9.70	11.195 12.165	33.595 39.565	73.160
8.	SIMONIELLO	Chiara	Trampolin Club Waltenschwil	2008	6 4	4 6	4 5	4 5	4 5	4 4	4 6	4 5	4 4	6 6	0	15.6 15.0	9.80 1.5	9.80 9.30	10.960 10.055	36.360 35.855	72.215
9.	HOFSTETTER	Uma	STV Sursee	2008	4 4	4 4	6 5	4 6	4 4	4 4	4 4	4 4	5 4	6 6	0	15.5 15.5	9.90 0.9	9.90 9.90	10.195 10.130	35.595 36.430	72.025
10.	AHCIN	Carina	STV Möriken- Wildegg	2008	4 8	2 4	4 4	4 6	2 4	2 8	3 6	4 4	4 4	4 4	0	16.7 14.8	10.00 1.7	10.00 9.90	9.725 8.990	36.425 35.390	71.815
11.	ABT	Alia	Trampolin Club Waltenschwil	2007	4 6	4 4	3 2	3 4	2 6	4 4	6 4	4 4	4 4	5 4	0	16.1 15.8	9.90 0.8	9.90 10.00	9.090 9.205	35.090 35.805	70.895
12.	ALBISETTI	Sonja	TV Grünlingen	2008	2 3	4 4	4 4	6 6	7 8	4 5	7 6	6 4	4 5	6 6	0	15.0 14.9	9.70 1.2	9.70 9.80	10.005 10.290	34.705 36.190	70.895
13.	BRUNO	Simona	STV Möriken- Wildegg	2008	6 8	4 5	4 4	5 6	4 5	4 7	4 6	4 6	4 5	6 5	0	15.5 14.3	9.50 1.7	9.50 9.60	10.085 9.640	35.085 35.240	70.325
14.	STEIMEN	Lara	Trampolin Club Waltenschwil	2007	4 4	4 4	6 5	6 4	6 4	4 4	4 4	6 4	7 5	6 9	0	14.7 14.9	10.00 1.1	10.00 9.70	9.710 9.615	34.410 35.315	69.725
15.	INGOLD	Jolin	TV Grenchen	2007	3 4	4 4	4 4	4 4	4 4	4 4	6 4	6 6	6 6	5	3	15.1 14.0	9.40 0.5	9.40 8.80	11.145 10.470	35.645 33.770	69.415
16.	CLERC	Lindsay	FSG Actigym Ecublens	2008	4 4	4 4	4 4	4 4	4 4	6 3	6 6	6 6	6 8	6 8	1	14.9 15.1	9.90 1.0	9.90 9.80	9.245 9.320	34.045 35.220	69.265
17.	FLEURY	Mylène	BTB Bern	2007	6 6	6 6	6 6	6 6	5 5	5 4	6 6	6 6	7 6	8 6	1	13.8 14.3	9.80 0.5	9.80 10.00	10.165 10.540	33.765 35.340	69.105
18.	HUBER	Nonoca	TC Haut Léman	2008	5 4	6 4	4 4	4 4	4 4	6 4	7 5	7 6	6 5	4 4	0	14.7 15.6	9.60 0.6	9.60 10.00	9.025 9.420	33.325 35.620	68.945
19.	FILLIETTAZ	Pauline	TC Haut Léman	2007	6 4	6 4	4 6	4 4	4 4	6 6	7 4	8 4	6 7	5 7	0	14.4 14.7	9.70 0.6	9.70 9.90	8.300 9.160	32.400 34.360	66.760
20.	NICOLET	Chloé	TC Haut Léman	2008	5 6	7 4	6 4	4 5	6 6	7 6	8 6	8 6	5 6	6 8	2	13.6 13.9	9.90 0.6	9.90 9.90	8.930 9.765	32.430 34.165	66.595
21.	BRUGGESSER	Aylin	STV Winterthur	2008	4 4	4 4	2 4	4 4	4 6	4 4	4 8	4 8	4 8	4 8	0	16.2 11.8	9.80 0.5	9.80 7.90	10.800 8.545	36.800 28.745	65.545

Qualification — Individual trampoline, U13 National Girls — Results

				S1	S2	S3	S4	S5	S6	S7	S8	S9	S10	L	E	D	H	Time	Total	Score	
22.	ISSLER	Alina		2008	4	4	4	6	6	4	4	6	6	8	0	14.8		9.70	8.805	33.305	63.725
		Trampolin Club Waltenschwil			4	5	5	7	6	4	4	6	8			13.1	0.5	8.90	7.920	30.420	
23.	BÜRGISSER	Antonia		2007	4	5	6	6	6	5	4	4	6			13.4		9.00	7.940	30.340	61.890
		Trampolin Club Waltenschwil			4	4	6	5	4	4	4	5	6			13.8	0.8	8.90	8.050	31.550	

Generated by sporttech.io official scoring system at Mar 11, 2019 4:29:39 PM. Live results at www.sporttech.io/explore.



4. Soorser Cup *Event subtitle* Individual trampoline – U11 Boys – Final

				S1	S2	S3	S4	S5	S6	S7	S8	S9	S10	L	E	D	H	Time	Total	Score	
1.	MESCE	Léo	FSG Aigle-Alliance - CRT	2009	4	4	5	4	3	6	6	4	4	4	3	15.3	8.5	9.30		33.100	33.100
2.	SCALETTA	Théo	TC Haut Léman	2009	2	2	2	2	4	4	4	4	6	0	16.6	1.1	9.90		27.600	27.600	
3.	NILSEN	Liam	TV Liestal - NKL	2009	4	4	2	6	5	6	4	6	6	10	0	14.7	3.7	9.10		27.500	27.500
4.	WIDMER	Yohan	Chêne Gymnastique Genève	2009	8	6	4	4	4	5	4	4	7	0	15.0	1.5	9.60		26.100	26.100	
5.	LEISTNER	Mischa	STV Winterthur	2011	4	4	4	4	4	4	6	6	7	4	14.7	0.9	10.00		25.600	25.600	
6.	ROUX	Axel	FSG Aigle-Alliance - CRT	2012	4	6	4	4	4	5	4	4	6	8	4	14.7	0.5	9.80		25.000	25.000
7.	JUKER	Lars	BTV Bern	2009	7	7	6	5	5	4	5	6	6	4	0	14.5	0.8	9.40		24.700	24.700
8.	MEDICO	Loïs	TC Haut Léman	2009	4	6	4	3	4	4	6	8	6			13.5	0.5	8.60		22.600	22.600

Generated by sporttech.io official scoring system at Mar 11, 2019 4:21:16 PM. Live results at www.sporttech.io/explore.



4. Soorser Cup *Event subtitle*
Individual trampoline – U11 Boys – Qualification

				S1	S2	S3	S4	S5	S6	S7	S8	S9	S10	L	E	D	H	Time	Total	Score
1.	MESCE	Léo	FSG Aigle- Alliance - CRT	2009	1	3	0	3	2	3	3	4	4	5	0	17.2		9.60	26.800	59.200
					4	3	1	4	6	3	4	4	6	5	2	15.8	7.1	9.50	32.400	
2.	SCALETTA	Théo	TC Haut Léman	2009	2	4	2	3	2	2	2	2	4	4	2	17.1		9.70	26.800	54.800
					2	2	2	2	3	2	2	3	4	6	2	17.0	1.1	9.90	28.000	
3.	NILSEN	Liam	TV Liestal - NKL	2009	4	3	4	3	2	3	2	3	5	6	0	16.5		9.80	26.300	54.300
					6	4	4	5	6	4	4	6	6	8	0	14.7	3.7	9.60	28.000	
4.	MEDICO	Loïs	TC Haut Léman	2009	4	4	4	4	4	3	4	3	2	4	0	16.4		9.90	26.300	53.400
					4	4	4	3	3	2	4	4	4	6	0	16.2	0.9	10.00	27.100	
5.	WIDMER	Yohan	Chêne Gymnastique Genève	2009	4	6	4	4	4	4	4	4	4	4	4	15.4		9.60	25.000	52.600
					8	4	3	2	2	2	4	4	4	6	0	16.1	1.5	10.00	27.600	
6.	ROUX	Axel	FSG Aigle- Alliance - CRT	2012	4	4	4	3	2	4	4	4	6	6	2	15.7		9.90	25.600	51.300
					3	3	4	4	3	4	5	6	7	8	0	15.3	0.5	9.90	25.700	
7.	JUKER	Lars	BTV Bern	2009	4	4	4	4	6	4	4	4	5	6	0	15.5		9.80	25.300	50.700
					8	6	4	4	5	4	5	4	6	5	0	14.9	0.8	9.70	25.400	
8.	LEISTNER	Mischa	STV Winterthur	2011	4	5	4	4	4	4	5	6	6	6	4	14.8		9.90	24.700	50.400
					5	4	4	4	4	4	4	4	6	8	4	14.9	0.9	9.90	25.700	
9.	STUCKI	Floris	STV Winterthur - RLZ	2010	8	6	6	6	6	4	4	4	4	3	2	14.7		9.30	24.000	50.000
					9	4	4	6	4	4	5	6	4	4	0	15.0	1.4	9.60	26.000	
10.	BULK	Fin- Florian	BTV Bern	2010	4	4	3	4	5	4	4	5	7	8	2	15.0		9.70	24.700	49.200
					8	5	4	5	4	4	4	6	8	7	2	14.3	0.8	9.40	24.500	
11.	STECK	Noel	TV Liestal - NKL	2010	6	4	5	6	5	6	6	6	6	8	2	14.0		9.90	23.900	49.000
					8	6	6	5	4	4	6	8	7	7	2	13.7	1.6	9.80	25.100	
12.	KELLER	Mika	TV Grenchen	2011	6	5	4	4	6	5	6	6	6	8	4	14.0		9.80	23.800	48.900
					8	6	4	5	5	5	4	5	6	10	3	13.9	1.4	9.80	25.100	
13.	SPRIESSLER	Fynn	TV Liestal - NKL	2010	6	6	4	4	5	6	7	8	6	8	0	14.0		9.80	23.800	45.700
					8	6	6	5	5	6	7	8	7		12.2	1.6	8.10	21.900		
14.	DEL SOLE	Elia	Trampolin Club Waltenschwil	2012	4	6	6	6	4	4	4	5	7		13.4		8.90	22.300	45.300	
					4	6	6	6	5	6	6	4	6		13.1	1.1	8.80	23.000		
15.	ALBISETTI	Remo	TV Grüningen	2011	6	6	6	6	6	8	7	6	8	7	0	13.4		10.00	23.400	35.300
					5	6	8	6	8						6.7	0.2	5.00	11.900		

Generated by sporttech.io official scoring system at Mar 11, 2019 4:27:16 PM. Live results at www.sporttech.io/explore.



4. Soorser Cup *Event subtitle*
Individual trampoline – U11 Girls – Final

					S1	S2	S3	S4	S5	S6	S7	S8	S9	S10	L	E	D	H	Time	Total	Score
1.	ROUX	Manon	FSG Aigle-Alliance - CRT	2009	4	2	2	2	0	1	2	0	4	6	1	17.6	1.9	9.70		29.200	29.200
2.	SONDEREGGER	Lisa	STV Möriken- Wildegg	2010	4	4	4	3	3	2	2	2	2	2	0	17.2	0.6	9.70		27.500	27.500
3.	HAUENSTEIN	Luana	STV Möriken- Wildegg	2009	4	5	3	4	2	2	2	4	4	4	0	16.6	0.6	9.90		27.100	27.100
4.	MAMBELLI	Giulia	TV Rüti	2010	3	4	4	4	2	2	4	4	4	4	0	16.5	0.6	9.90		27.000	27.000
5.	SIGNER	Nadja	TV Schönengrund	2009	4	4	4	4	4	5	6	4	4	4	0	15.7	1.4	9.70		26.800	26.800
6.	ALTWEGG	Flurina	TV Rüti	2009	4	5	4	4	6	4	4	2	4	4	0	15.9	0.6	10.00		26.500	26.500
7.	STEFFEN	Jade	Chêne Gymnastique Genève	2010	7	6	4	3	2	3	2	2	2			14.9	0.8	8.80		24.500	24.500
8.	BLYUMIN	Dascha	TV Liestal - NKL	2009	6	3	5	3	4	3	3	4	6			14.3	1.7	8.20		24.200	24.200


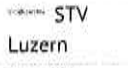
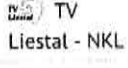


Generated by sporttech.io official scoring system at Mar 11, 2019 4:21:21 PM. Live results at www.sporttech.io/explore.



4. Soosser Cup *Event subtitle*
Individual trampoline – U11 Girls – Qualification

					S1	S2	S3	S4	S5	S6	S7	S8	S9	S10	L	E	D	H	Time	Total	Score
1.	ROUX	Manon	FSG	2009	1	0	2	2	2	2	2	1	2	4	0	18.2		10.00		28.200	57.500
			Aigle-Alliance - CRT		4	2	2	1	0	1	2	1	4	4	2	17.7	1.9	9.70		29.300	
2.	SONDEREGGER	Lisa	STV	2010	4	2	2	2	2	3	2	2	3	2	0	17.6		9.90		27.500	54.400
			Möriken-Wildegg		4	4	2	4	5	4	4	3	2	2	0	16.6	0.6	9.70		26.900	
3.	SIGNER	Nadja	TV	2009	2	2	1	4	4	4	4	5	4	2	0	16.8		9.80		26.600	54.100
			Schönengrund		4	4	4	4	4	4	4	3	4	4	0	16.1	1.4	10.00		27.500	
4.	STEFFEN	Jade	Chêne	2010	4	6	2	2	4	4	2	2	2	4	0	16.8		9.90		26.700	53.900
			Gymnastique Genève		4	4	2	4	2	4	2	4	2	8	2	16.2	1.1	9.90		27.200	
5.	HAUENSTEIN	Luana	STV	2009	4	4	2	2	2	4	2	3	4	4	2	16.7		10.00		26.700	53.800
			Möriken-Wildegg		4	4	2	2	2	4	3	2	4	6	2	16.5	0.6	10.00		27.100	
6.	MAMBELLI	Giulia	TV Rütli	2010	2	4	4	2	2	2	4	4	5	4	0	16.7		10.00		26.700	53.300
					4	2	3	4	3	4	8	4	4	6	0	15.8	0.9	9.90		26.600	
7.	ALTWEGG	Flurina	TV Rütli	2009	2	4	4	2	6	3	4	2	4	3	2	16.4		10.00		26.400	53.100
					3	4	4	4	4	4	4	2	5	3	2	16.1	0.6	10.00		26.700	
8.	BLYUMIN	Dascha	TV Liestal - NKL	2009	6	2	4	4	4	2	2	4	6	4	0	16.2		9.40		25.600	52.900
					6	4	5	4	4	2	2	4	5	5	2	15.7	1.9	9.70		27.300	
9.	BRACK	Alessia	STV	2011	6	4	4	4	4	3	4	4	4	4	0	15.9		9.90		25.800	52.800
			Möriken-Wildegg		5	4	4	3	4	4	4	4	2	2	0	16.4	0.6	10.00		27.000	
10.	BALDINGER	Amelia	STV	2009	4	4	4	4	4	3	4	3	4	4	0	16.2		9.90		26.100	52.700
			Möriken-Wildegg		4	6	2	4	4	2	4	4	5	4	0	16.1	0.6	9.90		26.600	
11.	MESSMANN	Caroline	STV	2009	4	4	3	2	4	6	4	4	6	4	0	15.9		10.00		25.900	52.700
			Möriken-Wildegg		4	4	3	2	3	4	4	4	4	4	2	16.2	0.6	10.00		26.800	
12.	WALDVOGEL	Natascha	TV Rütli	2009	4	4	4	4	3	4	3	2	4	3	0	16.5		9.90		26.400	52.700
					4	5	4	4	1	4	8	4	4	6	0	15.6	0.9	9.80		26.300	
13.	GRAF	Sheryl	STV	2009	4	4	2	2	2	2	2	4	4	2	0	17.2		10.00		27.200	52.600
			Möriken-Wildegg		4	2	4	4	4	2	2	2	4	6	20	14.6	0.8	10.00		25.400	
14.	KWIATECKI	Amélie	STV	2010	2	4	2	3	2	2	2	2	3	2	10	16.6		9.80		26.400	51.900
			Möriken-Wildegg		4	4	4	3	4	6	4	4	6	5	10	14.6	1.2	9.70		25.500	
15.	SULZER	Luna	TV Grünigen - RLZ	2011	7	2	4	4	4	4	6	6	4	4	0	15.5		9.70		25.200	51.800
					6	4	4	5	6	3	4	4	4	4	4	15.2	1.4	10.00		26.600	
16.	BAUMANN	Tara	TV Rütli	2010	4	6	4	5	2	3	4	4	6	4	2	15.6		10.00		25.600	51.700
					4	4	4	4	4	2	5	4	4	6	2	15.7	0.6	9.80		26.100	
17.	HUBSCHMID	Lara	TV Rütli	2013	4	5	4	4	4	4	4	2	4	4	1	16.0		9.90		25.900	51.600
					8	6	4	4	4	4	4	4	4	4	0	15.4	0.6	9.70		25.700	
18.	FISCHER	Maylen	STV	2012	4	5	4	5	4	5	4	4	4	4	0	15.7		9.80		25.500	51.100
			Möriken-Wildegg		5	6	4	4	4	4	6	6	6	4	0	15.1	0.6	9.90		25.600	
19.	WEBER	Philippa	TV Grenchen	2009	2	6	4	3	3	6	4	2	3	3	2	16.2		9.90		26.100	51.100
					4	6	4	4	6	6	6	4	7	6	2	14.5	0.7	9.80		25.000	
20.	EVANS	Mary-Jane	Trampolin Club Waltenschwil	2009	6	4	4	4	4	4	4	4	4	5	0	15.7		9.90		25.600	50.600
					7	4	6	6	4	4	4	4	8	8	0	14.5	0.8	9.70		25.000	
21.	WINTER	Marah	STV Luzern	2009	4	4	6	4	4	4	4	2	4	3	2	15.9		9.80		25.700	50.600
					8	6	4	4	8	6	8	4	4	7	4	13.7	1.7	9.50		24.900	
22.	DEGEN	Katja	TV Liestal - NKL	2010	8	4	6	4	4	4	6	5	6	8	3	14.2		9.80		24.000	49.900
					8	4	8	8	8	4	4	4	6	6	0	14.0	1.9	10.00		25.900	

Qualification — Individual trampoline, U11 Girls — Results

					S1	S2	S3	S4	S5	S6	S7	S8	S9	S10	L	E	D	H	Time	Total	Score
23.	BEYELER	Giulia	 TV Liestal - NKL	2010	5	5	4	2	4	4	7	6	6	8	0	14.9		9.70		24.600	49.700
					8	4	6	4	6	6	5	6	6	8	0	14.1	1.6	9.40		25.100	
24.	HESS	Mia	 STV Luzern	2009	6	6	4	6	4	4	4	6	4	4	0	15.2		9.90		25.100	49.500
					4	4	4	6	5	7	8	5	6	10	2	13.9	0.5	10.00		24.400	
25.	WIDMER	Livia	 TV Liestal - NKL	2009	4	4	6	6	7	4	4	6	6	6	2	14.5		9.20		23.700	34.300
					4	8	6	7								5.5	1.5	3.60		10.600	
26.	ZIERI	Savanna	 Chêne Gymnastique Genève	2009	2	4	2	2	2	4	3	4	4	4	0	16.9		9.80		26.700	31.500
					6	6										2.8	0.2	1.80		4.800	
27.	OBRIST	Ana	 TV Liestal - NKL	2010	4	4	4	2	4	6	8	6	6	8	3	14.5		9.60		24.100	26.600
					9											1.1	0.5	0.90		2.500	

Generated by sporttech.io official scoring system at Mar 11, 2019 4:28:03 PM. Live results at www.sporttech.io/explore.