



www.stv-fsg.ch

Rangliste Trampolin

44. Cup Basilea

Lausen

28.04.2019



44. Cup Basilea *Event subtitle*
Individual trampoline – Open Men – Final

				S1	S2	S3	S4	S5	S6	S7	S8	S9	S10	L	E	D	H	Time	Total	Score
1.	BRUHIN	Loan	Chêne Gymnastique Genève - CRT	2001	4	3	4	5	6	5	6				10.7	10.9	6.80	11.415	39.815	39.815
2.	HAGER	Robin	STV Winterthur - RLZ	2002	6	8	8	10	8	8	8				8.4	9.9	6.30	10.110	34.710	34.710
3.	ANGELINI	Michele	Bentegodi Verona IT	2000	7										1.3	1.3	1.00	1.575	5.175	5.175



44. Cup Basilea *Event subtitle*
Individual trampoline – Open Men – Qualification

				S1	S2	S3	S4	S5	S6	S7	S8	S9	S10	L	E	D	H	Time	Total	Score	
1.	BRUHIN	Loan	Chêne Gymnastique Genève - CRT	2001	0	0	2	0	0	2	2	2	4	4	0	18.4	5.4	9.90	17.420	51.120	107.270
					4	4	4	4	4	3	4	6	4	4	2	15.7	14.6	9.60	16.250	56.150	
2.	ANGELINI	Michele	Bentegodi Verona IT	2000	4	4	4	2	2	4	4	4	5	6	3	15.8	2.5	9.10	15.885	43.285	81.725
					6	8	6	7	5	7	6	8				10.7	8.2	7.40	12.140	38.440	
3.	HAGER	Robin	STV Winterthur - RLZ	2002	2	3	4	2	2	3	4	5	6	6	0	16.3	4.4	9.50	16.445	46.645	71.165
					8	10	8	10	10							5.4	6.8	4.60	7.720	24.520	
4.	WALDNER	Luc	TV Grenchen - NKL	2002	2	4	2	1	2	2	5	3	4	8	2	16.5	4.0	9.70	16.770	46.970	68.565
					6	6	7	8								5.3	6.3	3.50	6.495	21.595	
5.	MIRRA	Yoshef	Gymnica Vicentina IT	2001	6	6	6	7								5.5	0.9	3.70	5.770	15.870	59.340
					6	4	6	4	5	5	4	4	6	8	20	12.8	6.9	9.50	14.270	43.470	



44. Cup Basilea *Event subtitle*
Individual trampoline – Open Ladies – Final

			S1	S2	S3	S4	S5	S6	S7	S8	S9	S10	L	E	D	H	Time	Total	Score	
1.	HUNZIKER Sarah	TV Liestal - NKL	2002	6	4	5	6	4	6	4	4	4	6	4	14.7	9.2	9.00	13.670	46.570	46.570
2.	CILIBERTO Moira	TV Liestal - NKL	2000	6	4	6	6	6	6	4	4	6	8	2	14.2	9.0	9.50	13.285	45.985	45.985
3.	DIETZEL Sally	FSG Actigym Ecublens - CRT	2002	6											1.4	1.3	0.90	1.440	5.040	5.040



44. Cup Basilea *Event subtitle*
Individual trampoline – Open Ladies – Qualification

			S1	S2	S3	S4	S5	S6	S7	S8	S9	S10	L	E	D	H	Time	Total	Score	
1.	HUNZIKER Sarah	TV Liestal - NKL	2002	0 6	2 6	2 5	3 4	4 4	4 4	2 4	2 5	4 6	2 2	16.9 14.8	3.0 9.1	9.20 8.70	14.290 13.810	43.390 46.410	89.800	
2.	CILIBERTO Moira	TV Liestal - NKL	2000	6 6	4 6	4 8	4 6	5 6	4 4	3 5	2 4	4 4	2 1	15.6 14.4	3.5 9.2	9.20 9.40	13.960 13.230	42.260 46.230	88.490	
3.	DIETZEL Sally	FSG Actigym Ecublens - CRT	2002	2 7	2 7	4 7	4 7	4 4	4 4	2 5	3 4	4 6	2 2	16.3 13.9	2.4 9.0	9.30 9.50	14.320 13.580	42.320 45.980	88.300	
4.	TEOLDI Lisa	SFG Morbio - CRT	2000	2 4	7	4	4	3	2	4	4	6	5	2 1.6	15.7 1.5	3.8 0.90	9.30 1.505	15.020 5.505	43.820	49.325



44. Cup Basilea *Event subtitle*
Individual trampoline – Junior Boys – Final

				S1	S2	S3	S4	S5	S6	S7	S8	S9	S10	L	E	D	H	Time	Total	Score	
1.	ALVES	Gonçalo	FSG Aigle- Alliance - CRT	2004	4	6	5	4	5	5	5	6	5	6	1	14.8	12.9	9.00	15.060	51.760	51.760
2.	MACCHIELLA	Alessandro	Bentegodi Verona IT	2004	6	5	6	4	4	4	8	6	6	6	0	14.5	6.9	9.60	13.405	44.405	44.405
3.	KURZ	Siro	TV Liestal - NKL	2004	6	5	8	6	6	8	8	8	7	8	20	11.0	9.4	9.30	13.850	43.550	43.550



44. Cup Basilea *Event subtitle*
Individual trampoline – Junior Boys – Qualification

				S1	S2	S3	S4	S5	S6	S7	S8	S9	S10	L	E	D	H	Time	Total	Score	
1.	KURZ	Siro	TV Liestal - NKL	2004	2	4	4	4	4	2	2	4	4	4	3	16.3		9.40	14.635	40.335	83.085
					8	8	4	7	8	7	6	7	8	8	10	11.9	8.6	8.60	13.650	42.750	
2.	MACCHIELLA	Alessandro	Bentegodi Verona IT	2004	4	4	5	4	4	3	4	2	5	8	1	15.6		9.20	13.420	38.220	80.535
					4	2	3	2	2	3	4	3	3			15.4	5.9	8.60	12.415	42.315	
3.	ALVES	Gonçalo	FSG Aigle- Alliance • CRT	2004	0	2	2	2	3	2	0	2	4	4	2	17.7		9.50	16.745	43.945	59.615
					4	6	6									4.4	4.2	2.40	4.670	15.670	



44. Cup Basilea *Event subtitle*
Individual trampoline – Junior Girls – Final

				S1	S2	S3	S4	S5	S6	S7	S8	S9	S10	L	E	D	H	Time	Total	Score	
1.	CECCHI	Chiara	S.G. Etruria 1897 A.S.D. IT	2004	3	2	2	2	3	3	3	4	4	4	1	16.9	9.6	9.70	15.260	51.460	51.460
2.	LEUENBERGER	Silvana	TV Liestal - NKL	2004	5	6	6	9	6	6	7	7	6	6	2	13.4	9.5	9.20	13.335	45.435	45.435
3.	KURMANN	Larissa	TV Mettmenstetten - RLZ	2003	4	4	6	4	7	6	6	6	7	8	3	13.9	7.8	9.20	13.790	44.690	44.690



44. Cup Basilea *Event subtitle*
Individual trampoline – Junior Girls – Qualification

				S1	S2	S3	S4	S5	S6	S7	S8	S9	S10	L	E	D	H	Time	Total	Score
1.	CECCHI	Chiara	S.G. Etruria 1897 A.S.D. IT	2004	0	1	1	0	2	2	2	0	3	3	0	18.6	9.80	15.265	43.665	93.035
					2	1	6	7	4	4	3	2	4	2	2	16.3	8.6	9.50	14.970	49.370
2.	KURMANN	Larissa	TV Mettmenstetten - RLZ	2003	2	2	1	2	4	2	4	4	3	5	2	16.9	9.80	14.705	41.405	89.765
					4	3	5	4	4	6	4	6	4	6	2	15.2	9.9	9.10	14.160	48.360
3.	LEUENBERGER	Silvana	TV Liestal - NKL	2004	2	2	2	6	5	4	4	4	2	4	2	16.3	9.50	14.250	40.050	85.495
					4	3	6	8	8	10	6	6	6	4	1	13.8	9.5	8.90	13.245	45.445
4.	TELLENBACH	Zoe	STV Winterthur - RLZ	2004	4	4	4	6	6	4	4	6	5	8	2	14.7	8.90	13.470	37.070	82.190
					6	9	7	8	6	4	6	6	6	6	3	13.3	8.8	9.50	13.520	45.120
5.	ILUNAMIEN	Eileen	TV Zürich Aussersihl - RLZ	2004	0	4	0	4	4	2	4	5	2	5	2	16.8	9.90	14.350	41.050	81.715
					6	6	7	6	6	4	5	4	6		13.0	7.3	8.10	12.265	40.665	
6.	HABEGGER	Sina	TV Liestal - NKL	2004	2	2	0	4	4	4	6	5	4	4	3	16.2	9.60	13.850	39.650	49.530
					6	6									2.8	2.5	1.70	2.880	9.880	

44. Cup Basilea *Event subtitle*

Individual trampoline – National A Men – Final

				S1	S2	S3	S4	S5	S6	S7	S8	S9	S10	L	E	D	H	Time	Total	Score	
1.	BECKERT	Tobias	STV Mörriken-Wildegg	1994	6	4	4	4	4	5	3	4	4	4	0	15.8	9.7	9.30	15.325	50.125	50.125
2.	CURCURUTO	Remo	TV Rütli	1993	4	1	3	4	4	4	5	4	4	4	0	16.3	8.3	9.80	14.970	49.370	49.370
3.	LATTMANN	Fredi Ilario	STV Winterthur	1999	4	5	6	4	4	4	4	4	6	6	0	15.3	7.6	9.40	14.825	47.125	47.125
4.	BUFF	Silvan	TV Schönengrund	2000	5	4	4	6	6	6	5	8	8	8	0	14.0	6.7	9.40	13.935	44.035	44.035
5.	HORLACHER	Till	STV Mörriken-Wildegg	2001	4	4	4	5	6	4	4	4	5	5	10	14.5	6.1	9.30	13.145	43.045	43.045
6.	BISSEL	Benjamin	TC Haut Léman	2000	2	4	2	4	4							8.4	3.1	4.50	7.455	23.455	23.455
7.	WYTTENBACH	Ivan	BTV Bern	1988	6											1.4	0.6	0.90	1.620	4.520	4.520

Generated by sporttech.io official scoring system at Apr 2, 2019 9:38:28 PM. Live results at www.sporttech.io/explore.

44. Cup Basilea *Event subtitle*

Individual trampoline — National A Men — Qualification

					S1	S2	S3	S4	S5	S6	S7	S8	S9	S10	L	E	D	H	Time	Total	Score	
1.	BECKERT	Tobias	STV Möriken- Wildegg	1994	2 4	4 1	2 2	4 3	2 2	2 4	3 4	4 3	4 3	4 4	0 0	16.9 17.0		9.70 8.4	9.50 9.50	15.230 15.435	41.830 50.335	92.165
2.	CURCURUTO	Remo	TV Rütli	1993	1 4	2 5	4 4	2 6	4 7	4 6	3 5	2 6	2 6	4 4	5 0	16.7 14.7		9.80 7.6	9.10 9.10	15.330 14.495	41.830 45.895	87.725
3.	BISSEL	Benjamin	TC Haut Léman	2000	2 4	4 4	4 4	4 4	4 4	2 3	2 4	4 4	5 5	6 4	1 0	16.2 16.0		9.50 4.4	9.40 9.40	14.770 14.965	40.470 44.765	85.235
4.	LATTMANN	Fredi Ilario	STV Winterthur	1999	2 4	2 4	4 6	4 6	6 8	6 6	6 6	4 7	4 7	2 6	0 0	16.0 14.0		9.30 6.5	9.20 9.20	14.730 14.675	40.030 44.375	84.405
5.	WYTTENBACH	Ivan	BTV Bern	1988	1 6	4 4	4 4	6 6	4 6	8 6	4 9	6 6	6 8	7 8	0 0	15.0 13.7		9.60 6.0	9.30 9.30	15.200 14.910	39.800 43.910	83.710
6.	BUFF	Silvan	TV Schönengrund	2000	3 6	4 8	4 8	4 8	6 6	5 4	7 6	6 8	4 6	5 6	0 0	15.2 13.4		9.40 7.3	9.40 9.40	13.695 13.735	38.295 43.835	82.130
7.	HORLACHER	Till	STV Möriken- Wildegg	2001	4 3	2 5	4 4	4 4	5 8	4 6	4 4	6 4	4 6	6 6	0 0	15.7 15.0		9.60 6.1	9.20 9.20	13.245 13.135	38.545 43.435	81.980
8.	PUORGER	Sino	STV Winterthur	2003	4 5	5 4	8 8	7 7	8 8	9 10	8 9	6 6	7 8	6 6	0 0	13.2 12.9		9.50 5.1	9.30 9.30	14.215 14.005	36.915 41.305	78.220
9.	GEHRIG	Lukas	Trampolin Club Waltenschwil	1996	4 4	6 4	6 4	6 6	5 4	5 6		4 4	4 4	10	0	8.8 15.0		5.60 4.2	9.50 9.50	7.990 13.150	22.390 41.850	64.240

Generated by sporttech.io official scoring system at Apr 2, 2019 9:40:38 PM. Live results at www.sporttech.io/explore.

44. Cup Basilea *Event subtitle*

Individual trampoline — National A Ladies — Final

				S1	S2	S3	S4	S5	S6	S7	S8	S9	S10	L	E	D	H	Time	Total	Score
1.	GANSNER Claudia	STV Möriken- Wildeg	2000	5	4	4	5	4	4	6	6	6	6	0	15.0	7.1	9.20	13.420	44.720	44.720
2.	SCHAAD Ramona	TV Grenchen	2000	6	4	6	6	6	6	6	4	6	8	0	14.2	8.2	9.00	13.200	44.600	44.600
3.	HUBER Cynthia	TV Liestal	2001	3	3	4	4	6	4	6	4	4	8	2	15.2	5.5	9.70	14.040	44.440	44.440
4.	GANSNER Jasmine	STV Möriken- Wildeg	2002	3	2	4	6	4	6	8	7	8	9	3	14.0	7.8	8.60	13.330	43.730	43.730
5.	WINKLER Céline	STV Winterthur	1996	4	4	6	4	3	4	5	4	4			14.2	7.4	8.30	12.650	-0.2 → 42.350	42.350
6.	REICHLIN Alenka	STV Luzern	1999	6	4	6	8	7	8	8	10	7	6	2	12.8	5.9	9.40	13.545	41.645	41.645
7.	FAVA Alisia	TV Liestal	1999	4	2	4	5	6	8	8	6	8	5	2	14.2	3.9	9.20	12.705	40.005	40.005

Generated by sporttech.io official scoring system at Apr 2, 2019 9:38:31 PM. Live results at www.sporttech.io/explore.

44. Cup Basilea *Event subtitle*

Individual trampoline – National A Ladies – Qualification

					S1	S2	S3	S4	S5	S6	S7	S8	S9	S10	L	E	D	H	Time	Total	Score	
1.	GANSNER	Jasmine	STV Möriken- Wildeggen	2002	2 3	4 3	4 4	2 4	3 6	4 6	6 8	4 6	4 4	4 6	0 0	16.3 15.0		9.80 8.4	9.70	14.150 13.685	40.250 46.785	87.035
2.	WINKLER	Céline	STV Winterthur	1996	4 2	4 4	4 6	4 4	4 4	4 4	4 4	4 6	6 4	4 5	0 0	15.8 15.7		9.30 6.9	9.30	13.850 14.040	38.950 45.940	84.890
3.	HUBER	Cynthia	TV Liestal	2001	1 2	2 2	4 4	4 4	4 2	4 4	4 4	2 2	4 4	6 6	2 0	16.3 16.6		9.70 4.4	9.40	14.170 14.015	40.170 44.415	84.585
4.	SCHAAD	Ramona	TV Grenchen	2000	2 5	2 4	4 4	4 5	4 6	6 5	6 4	4 4	4 4	6 4	1 0	15.7 15.5		8.90 7.0	9.50	14.080 13.660	38.680 45.660	84.340
5.	GANSNER	Claudia	STV Möriken- Wildeggen	2000	4 5	6 5	4 4	3 4	4 6	4 4	5 6	2 6	4 6	4 5	0 2	16.0 14.7		9.60 7.1	9.20	13.390 13.450	38.990 44.450	83.440
6.	FAVA	Alisia	TV Liestal	1999	4 4	2 4	4 5	5 6	4 5	6 8	4 4	6 6	4 4	3 3	0 2	15.8 14.9		9.90 4.5	9.80	13.380 13.240	39.080 42.440	81.520
7.	REICHLIN	Alenka	STV Luzern	1999	6 7	6 6	4 6	4 6	8 4	6 8	5 8	6 8	6 8	8 4	1 2	14.0 13.5		9.30 5.4	9.30	13.680 13.980	36.980 42.180	79.160
8.	FRIESS	Cécile	TV Rütli	1999	4 4	6 7	6 5	6 6	6 4	7 6	7 8	8 8	6 7	4 4	0 0	14.0 14.1		9.60 5.0	9.40	13.045 12.920	36.645 41.420	78.065
9.	DI FEDERICO	Chiara	Trampolin Club Waltenschwil	1997	4 8	3 4	4 6	6 6	6 6	6 6	6 5	6 6	6 7	8 8	0 20	14.5 11.8		8.80 5.4	9.50	12.825 13.135	36.125 39.835	75.960
10.	KEMPER	Jana	Trampolin Club Waltenschwil	2001	4 5	6 6	6 6	6 6	8 10	7 7	8 10	6 8	6 8	8 10	2 0	13.3 12.4		9.90 4.4	9.80	13.100 12.890	36.300 39.490	75.790
11.	SCHMIDT	Lucy	TV Rütli	2004	5 1	4 3	2 5	4 4	5 4	6 2	6 3					10.8 14.4		6.60 5.3	9.395 9.50	26.795 13.355	69.350 42.555	
12.	KAUFMANN	Anja	STV Winterthur	1997	8 6	8 6	6 6	8 6	5 5	6 8	6 8	4 8	5 8	6 8	0	13.8 10.7		9.40 3.5	7.40	13.245 10.645	36.445 32.245	68.690

Generated by sporttech.io official scoring system at Apr 2, 2019 9:40:23 PM. Live results at www.sporttech.io/explore.

44. Cup Basilea *Event subtitle*

Individual trampoline — National B Men — Final

				S1	S2	S3	S4	S5	S6	S7	S8	S9	S10	L	E	D	H	Time	Total	Score
1.	WOLFISBERG Florian	STV Luzern	2003	4	6	4	5	6	4	6	5	4	6	2	14.8	3.8	9.70	12.765	41.065	41.065
2.	SICKENBERG Maxime	FSG Actigym Ecublens	2001	5	5	4	4	5	6	6	4	7	6	4	14.4	3.8	9.60	12.955	40.755	40.755
3.	SPIELMANN Luca	TV Grüningen	2003	4	8	6	6	7	7	6	6	6	10	6	12.8	4.4	9.70	12.700	39.600	39.600
4.	ALBISETTI Paul	TV Grüningen	2004	4	4	6	5	8	8	8	5	8	4	0	14.0	3.8	9.40	12.300	39.500	39.500
5.	ALTENRIED Nicolas	TC Haut Léman	2004	4	2	2	6	4	5	6	6	4	4	2	15.5	0.7	9.70	13.280	39.180	39.180
6.	KATZ Zachary	TC Haut Léman	2004	3	4	4	4	4	2	4	4	5	6	0	16.0	2.9	9.50	12.540	-2.0 → 38.940	38.940

Generated by sporttech.io official scoring system at Apr 2, 2019 9:38:47 PM. Live results at www.sporttech.io/explore.

44. Cup Basilea *Event subtitle*

Individual trampoline — National B Men — Qualification

				S1	S2	S3	S4	S5	S6	S7	S8	S9	S10	L	E	D	H	Time	Total	Score	
1.	SICKENBERG	Maxime	FSG Actigym Ecublens	2001	4	4	6	5	4	4	4	4	6	3	15.2		9.80	13.025	38.025	78.750	
					4	5	4	5	6	6	6	8	6	4	14.0	4.4	9.40	12.925	40.725		
2.	KATZ	Zachary	TC Haut Léman	2004	4	2	2	4	2	2	4	4	6	0	16.6		9.60	13.040	39.240	77.390	
					4	4	6	6	6	6	4	6	6	2	14.6	2.1	9.00	12.450	38.150		
3.	WOLFISBERG	Florian	STV Luzern	2003	4	3	4	4	6	6	10	5	5	4	0	14.9		9.10	13.085	37.085	77.060
					6	6	4	8	8	5	7	6	4	6	5	13.5	3.8	9.60	13.075	39.975	
4.	ALTENRIED	Nicolas	TC Haut Léman	2004	4	6	5	4	4	5	4	4	6	4	1	15.3		9.20	13.205	37.705	76.060
					2	6	6	6	4	4	6	6	4	4	2	15.0	0.7	9.70	12.955	38.355	
5.	SPIELMANN	Luca	TV Grüningen	2003	7	4	4	6	6	6	5	6	6	6	2	14.2		9.50	12.700	36.400	75.160
					6	6	7	8	7	8	6	6	8	3	12.9	4.4	9.30	12.160	38.760		
6.	ALBISETTI	Paul	TV Grüningen	2004	6	6	4	6	6	4	4	5	6	8	3	14.2		9.40	12.785	36.385	75.005
					6	6	8	4	8	9	10	4	8	4	0	13.3	3.8	9.20	12.320	38.620	
7.	BERNARDINO	Lucas	TC Haut Léman	2004	5	6	8	6	4	6	6	5	8	5	3	13.8		9.60	10.130	31.530	67.110
					8	6	4	6	4	6	4	4	4	5	2	14.7	-2.0	9.70	10.180	35.580	
																1.0					

Generated by sporttech.io official scoring system at Apr 27, 2019 8:33:34 PM. Live results at www.sporttech.io/explore.

44. Cup Basilea *Event subtitle*

Individual trampoline – National B Ladies – Final

				S1	S2	S3	S4	S5	S6	S7	S8	S9	S10	L	E	D	H	Time	Total	Score	
1.	TAUBERS	Luana	TV Grenchen	2003	2	4	4	5	6	4	4	4	2	1	16.0	4.1	9.60	13.700	43.400	43.400	
2.	SCHUMACHER	Anina	TV Rütli	2001	6	4	2	3	5	1	4	6	1	4	0	16.4	3.8	9.50	12.745	42.445	42.445
3.	LOBSIGER	Nora	TV Grenchen	2004	4	4	4	6	6	6	6	4	6	3	1	15.0	4.1	9.60	12.870	41.570	41.570
4.	FREY	Maja	STV Möriken-Wildeggen	2004	5	5	5	6	6	6	4	4	6	6	2	14.5	4.1	9.40	13.490	41.490	41.490
5.	BRÄNDLE	Shania	TV Rütli	2003	4	3	2	3	1	5	3	4	2	5	1	16.7	2.1	9.30	13.220	41.320	41.320
6.	BRÄNDLE	Michelle	TV Rütli	2001	4	4	4	4	3	4	2	4	3	6	2	16.0	2.1	9.30	12.665	40.065	40.065
7.	BAUMGARTNER	Timia	STV Möriken-Wildeggen	2004	4	5	4	6	8	4	4	4	6	9	4	14.2	3.6	9.30	12.380	39.480	39.480
8.	STEINMANN	Laura	Trampolin Club Waltenschwil	1996	6	4	6	4	4	6	2	5	6	10	0	14.7	2.1	9.50	12.240	38.540	38.540






Generated by sporttech.io official scoring system at Apr 2, 2019 9:38:37 PM. Live results at www.sporttech.io/explore.

44. Cup Basilea *Event subtitle*

Individual trampoline — National B Ladies — Qualification

					S1	S2	S3	S4	S5	S6	S7	S8	S9	S10	L	E	D	H	Time	Total	Score
1.	TAUBERS	Luana	TV	2003	2	3	2	2	2	2	2	4	4	4	0	17.3		9.80	14.250	41.350	84.690
					2	4	3	5	6	4	5	4	4	2	0	16.1	4.1	9.60	13.540	43.340	
2.	SCHUMACHER	Anina	TV Rütli	2001	4	2	0	2	4	2	4	2	2	4	0	17.4		9.80	13.055	40.255	83.895
					4	4	0	4	4	1	2	4	1	4	1	17.1	3.8	9.80	12.940	43.640	
3.	LOBSIGER	Nora	TV	2004	1	4	2	2	3	4	2	3	4	4	2	16.9		9.90	12.975	39.775	81.820
					4	4	4	6	6	4	6	4	5	4	0	15.3	4.1	9.70	12.945	42.045	
4.	FREY	Maja	STV	2004	5	6	5	4	4	2	3	4	4	6	0	15.7		9.90	13.335	38.935	80.950
					5	4	4	6	6	6	4	4	6	6	0	14.9	4.1	9.50	13.515	42.015	
5.	BRÄNDLE	Michelle	TV Rütli	2001	2	2	2	4	4	2	3	4	4	6	0	16.7		9.60	13.165	39.465	80.220
					4	2	2	4	2	6	2	4	2	8	4	16.0	2.1	9.70	12.955	40.755	
6.	BRÄNDLE	Shania	TV Rütli	2003	2	3	3	4	3	4	2	4	4	4	2	16.5		9.80	14.065	40.365	80.180
					4	2	2	2	1	6	2	4	2	6	20	14.9	2.1	9.40	13.415	39.815	
7.	BAUMGARTNER	Timia	STV	2004	4	4	2	4	4	3	3	4	4	4	1	16.3		9.90	13.310	39.510	80.075
					4	6	4	5	8	6	5	4	6	6	0	14.6	4.1	9.50	12.365	40.565	
8.	STEINMANN	Laura	Trampolin Club	1996	2	2	2	2	2	3	4	4	5	6	0	16.8		9.70	12.005	38.505	77.695
					6	4	6	4	5	4	3	2	4	8	1	15.3	2.1	10.00	11.790	39.190	
9.	FISCHER	Aliyah	STV	2004	5	4	4	3	4	3	4	5	4	8	0	15.6		9.70	12.445	37.745	77.635
					4	4	6	4	4	8	8	6	6	6	1	14.3	3.5	9.70	12.390	39.890	
10.	STEINMANN	Katja	Trampolin Club	2000	4	2	3	4	4	4	3	2	6	8	4	15.6		9.80	12.660	38.060	77.470
					6	4	4	3	4	6	5	4	4	6	0	15.4	2.1	9.80	12.110	39.410	
11.	ROTHSTEIN	Anna	STV	2003	2	2	1	2	2	2	4	4	4	5	0	17.2		9.80	12.665	39.665	77.405
					8	8	4	6	4	4	4	3	2	6	4	14.7	1.8	9.60	11.640	37.740	
12.	RENTSCH	Kim	TV	2004	4	2	3	3	4	4	4	4	4	5	2	16.1		9.80	12.650	38.550	77.215
					5	6	6	4	4	6	4	6	4	5	4	14.6	2.2	9.70	12.165	38.665	
13.	CAGGIANO	Laura	STV	2001	4	4	5	6	4	3	4	4	6	6	1	15.3		9.80	12.585	37.685	76.370
					5	8	5	7	8	5	6	5	4	7	0	14.0	2.9	9.70	12.085	38.685	
14.	BLÖCHLINGER	Annick	TV	2004	4	3	2	6	2	4	4	4	6	6	0	15.9		9.80	11.325	37.025	75.680
					4	4	4	6	4	4	5	2	8	4	0	15.5	1.5	9.90	11.755	38.655	
15.	KUSTER	Sheryl	TV	2001	4	5	4	4	3	3	3	4	6	6	0	15.8		9.90	11.840	37.540	75.640
					4	4	4	8	5	8	6	6	6	8	3	13.8	2.5	9.80	12.000	38.100	
16.	BRYNER	Lara	STV	2004	4	4	3	4	5	3	3	4	4	6	2	15.8		9.90	12.235	37.935	75.255
					6	4	8	6	8	6	4	8	6	8	0	13.6	2.9	9.40	11.420	37.320	
17.	OTTENEDER	Lena	TV	1999	3	6	4	4	4	3	4	4	6	7	2	15.3		9.80	12.140	37.240	74.825
					6	8	4	4	6	8	9	8	8	6	0	13.3	3.0	9.90	11.385	37.585	
18.	ROOS	Livia	STV	2004	4	4	4	4	4	2	4	3	4	6	0	16.1		10.00	11.060	37.160	74.705
					7	5	4	6	4	3	4	3	4	6	0	15.4	1.4	9.80	10.945	37.545	
19.	ALTWEGG	Andrina	TV Rütli	2004	2	3	4	4	3	4	5	4	6	6	2	15.7		9.70	12.970	38.370	74.415
					4	2	6	4	8	2	8	2	8								
20.	MASSON	Téa	FSG	2004	3	4	4	4	6	5	4	4	3	6	2	15.5		9.50	10.890	35.890	74.205
					4	4	4	4	4	5	4	3	3	4	0	16.1	1.3	9.90	11.015	38.315	
21.	GROSS	Géraldine	STV	2003	3	4	4	3	4	3	2	4	4	6	0	16.3		10.00	12.015	38.315	73.455
					6	6	4	4	4	6	4	4	6								
22.	MARTIN	Mayane	FSG	2004	4	3	3	6	4	2	3	3	2	5	4	16.1		9.90	11.000	37.000	72.280
					6	6	4	4	6	3	6	8	8	10	4	13.5	1.9	9.50	10.380	35.280	

Qualification — Individual trampoline, National B Ladies — Results

					S1	S2	S3	S4	S5	S6	S7	S8	S9	S10	L	E	D	H	Time	Total	Score
23.	VON BURG	Kira		2004	6	5	5	5	6	5	5	6	5	6	0	14.6		9.80	10.520	34.920	71.060
					4	4	5	5	6	6	6	6	6	8	2	14.2	1.6	9.70	10.640	36.140	
				Trampolin Club Waltenschwil																	
24.	DEMUTH	Nina		1997	4	6	6	4	6	4	4	4	4	6	0	15.2		9.80	11.895	36.895	70.245
					6	8	6	6	5	4	4	4	6		13.1	1.1	8.50	10.650	33.350		
				STV Winterthur																	
25.	SCHWYZER	Vivienne		2002	4	3	3	2	2	4	4	2	4	4	0	16.8		9.70	12.360	38.860	67.365
					4	6	6	2	4	6	8				10.4	2.9	6.40	8.805	28.505		
				STV Sursee																	
26.	HUBER	Jara		2003	4	6	6	6	4	3	4	4	6	5	0	15.2		9.70	13.720	38.620	59.405
					5	5	4	6	8						7.2	2.3	4.50	6.785	20.785		
				STV Moriken-Wildeggen																	
27.	KUDELSKI HALDY	Isabelle		1962	4	6	5	4	6	4	4	6	4	4	0	15.3		9.90	10.625	35.825	35.825
				TC Haut Léman																	

Generated by sporttech.io official scoring system at Apr 2, 2019 9:41:00 PM. Live results at www.sporttech.io/explore.



44. Cup Basilea *Event subtitle*
Individual trampoline – U15 Elite Boys – Final

				S1	S2	S3	S4	S5	S6	S7	S8	S9	S10	L	E	D	H	Time	Total	Score	
1.	WEISS Léon	TV	2006	8	7	8	6	5	6	6	6	7	6	2	13.3	8.1	9.60	11.765	42.765	42.765	
	Bentje	Grenchen																			
2.	KÄFER Max	TV	2005	4	4	4	6								6.2	4.0	3.70	5.365	19.265	19.265	
		Liestal -																			
		NKL																			
3.	KUHNI Justin	TV	2005	6	5										2.9	2.1	1.80	2.410	9.210	9.210	
		Liestal -																			
		NKL																			



44. Cup Basilea *Event subtitle*
Individual trampoline – U15 Elite Boys – Qualification

				S1	S2	S3	S4	S5	S6	S7	S8	S9	S10	L	E	D	H	Time	Total	Score	
1.	KÄFER	Max	TV	2005	2	2	3	4	4	5	4	4	4	4	1	16.3		9.30	13.655	39.255	81.810
			Liestal -		4	4	4	4	6	4	6	6	6	5	2	14.9	5.7	8.70	13.255	42.555	
			NKL																		
2.	WEISS	Léon	TV	2006	5	2	4	6	5	5	4	4	6	6	1	15.2		9.40	12.460	37.060	80.485
		Bentje	Grenchen		5	4	5	6	4	4	5	4	6	7	3	14.7	7.1	9.40	12.225	43.425	
3.	KUHNI	Justin	TV	2005	4	4	4	6	6	4	5	5	5	6	2	14.9		9.20	13.545	37.645	80.185
			Liestal -		7	6	6	8	9	8	6	6	6	10	2	12.6	9.1	9.00	11.840	42.540	
			NKL																		
4.	FÄH	Robin	TV Stäfa	2005	2	2	0	4	4	4	6	5	4	5	2	16.2		9.40	13.565	39.165	78.690
			- RLZ		6	6	6	7	6	4	6	6	8			12.5	7.3	8.00	11.725	39.525	
5.	STAHEL	Nicola	STV	2005	4	7	6	6	6	8	6	4	6	8	4	13.5		9.30	13.720	36.520	50.665
			Winterthur		8	7	7									3.8	3.4	2.80	4.145	14.145	
			- RLZ																		



44. Cup Basilea *Event subtitle*
Individual trampoline – U15 Elite Girls – Final

				S1	S2	S3	S4	S5	S6	S7	S8	S9	S10	L	E	D	H	Time	Total	Score	
1.	MEURY	Fiona	TV Liestal - NKL	2005	6	6	6	6	5	6	7	8	6	7	2	13.5	9.2	9.50	13.285	45.485	45.485
2.	RAMSTEIN	Francesca	TV Liestal - NKL	2006	4	4	2	4	4	2	6	4	6	8	0	15.6	6.0	9.50	12.555	43.655	43.655
3.	DALCHER	Anouk	TV Liestal - NKL	2005	6	8	8	6	6	6	6	6	8	2	13.2	8.5	9.00	12.200	42.900	42.900	



44. Cup Basilea *Event subtitle*

Individual trampoline – U15 Elite Girls – Qualification

				S1	S2	S3	S4	S5	S6	S7	S8	S9	S10	L	E	D	H	Time	Total	Score	
1.	MEURY	Fiona	TV	2005	2	6	2	4	8	6	6	7	6	4	1	14.8		9.30	13.880	37.980	82.705
			Liestal -		6	5	6	7	6	8	8	7	7	8	0	13.2	9.2	9.10	13.225	44.725	
			NKL																		
2.	DALCHER	Anouk	TV	2005	6	4	2	4	4	6	6	4	6	8	1	14.9		9.10	13.160	37.160	81.220
			Liestal -		6	6	8	6	6	6	6	6	5	8	0	13.7	8.5	9.40	12.460	44.060	
			NKL																		
3.	RAMSTEIN	Francesca	TV	2006	4	4	2	4	6	4	4	4	6	7	0	15.5	-	9.70	12.470	35.670	79.740
			Liestal -		4	4	2	4	4	2	5	4	6	8	0	15.7	2.0	9.60	12.770	44.070	
			NKL													6.0					
4.	POIANA	Marta	TV	2006	6	6	5	6	6	6	7	6	6	9	0	13.7		9.30	12.335	35.335	76.365
			Bentegodi		6	6	6	6	5	6	7	6	6	8	2	13.6	5.7	9.50	12.230	41.030	
			Verona IT																		

44. Cup Basilea *Event subtitle*

Individual trampoline – U15 National Boys – Final

					S1	S2	S3	S4	S5	S6	S7	S8	S9	S10	L	E	D	H	Time	Total	Score
1.	GRAF	Janis	STV	2006	2	2	5	3	4	4	4	5	4	2	0	16.5	4.8	9.90	13.490	44.690	44.690
			Möriken- Wildegg																		
2.	GEISSMANN	Dario	STV	2006	2	4	4	3	4	4	4	5	4	3	0	16.3	4.8	9.30	13.310	43.710	43.710
			Möriken- Wildegg																		
3.	BADER	Damien	FSG	2005	5	3	4	5	5	6	6	8	6	6	4	14.2	5.5	9.50	13.240	42.440	42.440
			Actigym Ecublens																		
4.	CARDARELLI	Nando	TV	2006	4	4	6	6	5	5	6	5	6	9	2	14.2	5.3	9.50	12.910	41.910	41.910
			Grenchen																		
5.	STEINER	Andri	TV	2005	4	5	4	6	6	5	5	4	4	6	1	15.0	4.5	9.50	11.755	40.755	40.755
			Grenchen																		
6.	BAUMANN	Marco	TV	2006	6	7	6	6	6	7	7	6	8	8	3	13.0	4.4	9.60	12.160	39.160	39.160
			Grenchen																		
7.	BRYNER	Jan	STV	2006	5	5	6	6	8	6	8	4	6	10	0	13.6	2.9	9.30	11.545	37.345	37.345
			Möriken- Wildegg																		
8.	BÄR	Matteo	STV	2006	7	7	6	10	10	7	9	10	10	9	0	11.5	2.3	9.50	12.370	35.670	35.670
			Winterthur																		

Generated by sporttech.io official scoring system at Apr 2, 2019 9:39:35 PM. Live results at www.sporttech.io/explore.

44. Cup Basilea *Event subtitle*

Individual trampoline – U15 National Boys – Qualification

					S1	S2	S3	S4	S5	S6	S7	S8	S9	S10	L	E	D	H	Time	Total	Score
1.	GRAF	Janis	STV Mörriken-Wildegg	2006	6 2	4 3	4 4	4 2	3 4	2 4	3 5	4 4	4 5	6 4	2 0	15.8 16.3	4.8 9.60	9.60	13.175 13.400	38.575 44.100	82.675
2.	GEISSMANN	Dario	STV Mörriken-Wildegg	2006	4 4	2 4	4 5	2 2	4 4	4 4	2 6	2 6	3 6	3 4	2 0	16.8 15.5	4.8 9.20	9.70	13.265 13.260	39.765 42.760	82.525
3.	BADER	Damien	FSG Actigym Ecublens	2005	3 2	2 2	4 4	4 4	4 4	6 5	4 4	5 6	4 5	6 7	0 0	15.8 15.7	4.4 9.50	9.40	13.945 13.810	39.145 43.210	82.355
4.	CARDARELLI	Nando	TV Grenchen	2006	4 4	2 6	2 6	2 6	2 6	4 4	4 5	5 5	6 8	6 6	10 2	15.3 14.2	5.4 9.40	9.60	13.370 12.710	38.270 41.710	79.980
5.	STEINER	Andri	TV Grenchen	2005	3 4	2 6	2 5	2 5	1 6	4 6	6 6	4 6	4 4	4 6	1 2	16.7 14.6	4.5 9.50	9.90	12.645 11.885	39.245 40.485	79.730
6.	BAUMANN	Marco	TV Grenchen	2006	4 4	4 6	4 4	6 4	4 6	4 6	6 6	4 6	6 6	4 8	0 3	15.4 14.1	4.4 9.80	9.30	12.975 12.165	37.675 40.465	78.140
7.	BÄR	Matteo	STV Winterthur	2006	4 6	4 8	4 6	4 10	5 10	4 6	4 8	4 8	4 10	6 6	0 0	15.7 12.2	2.9 9.80	9.40	12.590 12.580	37.690 37.480	75.170
8.	BRYNER	Jan	STV Mörriken-Wildegg	2006	3 4	4 5	3 6	4 6	6 8	5 6	4 8	4 4	6 6	6 8	0 1	15.5 13.8	2.9 9.40	9.80	12.315 11.440	37.615 37.540	75.155
9.	SONDEREGGER	Nico	STV Mörriken-Wildegg	2006	4 4	2 4	4 4	6 6	6 6	4 4	4 4	6 6	6 8	8 8	0 4	15.0 14.2	1.2 9.60	10.00	11.525 11.510	36.525 36.510	73.035
10.	LÜSCHER	Nils	STV Mörriken-Wildegg	2005	4 5	4 4	4 5	4 4	4 5	4 6	4 5	6 4	7 6	7 7	3	13.9 14.6	2.1 9.60	8.80	10.940 11.920	33.640 38.220	71.860
11.	RATSCHOB	Tim	Trampolin Club Waltenschwil	2006	3 4	6 6	7 6	8 4	6 4	4 4	4 4	5 4	6 6	6 5	0 0	14.5 15.3	0.7 9.80	9.90	10.570 10.855	34.970 36.655	71.625
12.	WEHRLIN	Laurin	TV Schönengrund	2005	5 4	5 5	8 6	5 5	6 5	4 5	5 7	4 6	6 7	6 6	2 0	14.4 14.4	1.3 9.90	9.70	10.140 10.380	34.240 35.980	70.220
13.	RASCHLE	Silvan	TV Schönengrund	2005	4 4	6 6	6 6	4 4	4 4	4 4	5 4	6 4	7 8	9	3	14.2 13.6	0.6 9.00	9.90	10.420 9.625	34.520 32.825	67.345
14.	LINGG	Manuel	STV Sursee	2005	4 6	4 6	6 7	6 8	7 6	6 6	6 5	6 6	8	8	0	12.7 13.6	1.6 9.70	8.80	10.090 10.785	31.590 35.685	67.275

Generated by sporttech.io official scoring system at Apr 9, 2019 9:46:20 PM. Live results at www.sporttech.io/explore.

44. Cup Basilea *Event subtitle*

Individual trampoline – U15 National Girls – Final

					S1	S2	S3	S4	S5	S6	S7	S8	S9	S10	L	E	D	H	Time	Total	Score
1.	DALCHER	Alisha	TV Liestal	2006	2	4	2	4	4	6	4	6	6	6	2	15.4	4.0	9.60	12.015	41.015	41.015
2.	DÜERKOP	Antonia	BTV Bern	2005	6	8	6	8	4	4	5	4	6	7	1	14.1	4.4	9.70	12.750	40.950	40.950
3.	VONLAUFEN	Elin	STV Sursee	2006	4	2	2	4	4	2	2	1	4	6	0	16.9	1.5	9.60	12.425	40.425	40.425
4.	GRIEDER	Zoë	TV Liestal	2005	4	4	3	2	2	4	2	6	4	7	2	16.0	2.2	9.80	12.120	40.120	40.120
5.	MARTIN	Nora	FSG Actigym Ecublens	2005	2	2	3	6	4	4	4	2	4	4	1	16.4	1.9	9.40	12.395	40.095	40.095
6.	HENGARTNER	Lena	TV Grenchen	2005	7	4	3	4	4	5	6	4	4	6	4	14.9	1.6	9.80	13.075	39.375	39.375
7.	KLEMENZ	Laura	STV Möriken-Wildegg	2006	6	4	4	5	5	2	4	4	9	6	0	15.1	1.5	10.00	11.875	38.475	38.475
8.	BRUNO	Laura	STV Möriken-Wildegg	2005	8	4	4	4	4	6	5	6	4	8	2	14.5	2.1	9.60	11.115	37.315	37.315

Generated by sporttech.io official scoring system at Apr 2, 2019 9:39:38 PM. Live results at www.sporttech.io/explore.




44. Cup Basilea *Event subtitle*

Individual trampoline – U15 National Girls – Qualification

					S1	S2	S3	S4	S5	S6	S7	S8	S9	S10	L	E	D	H	Time	Total	Score
1.	MARTIN	Nora	FSG Actigym Ecublens	2005	4	3	2	2	4	2	2	2	2	6	0	17.1		9.60	13.110	39.810	80.385
					2	4	3	3	4	4	2	2	4	6	2	16.4	1.4	9.90	12.875	40.575	
2.	DÜERKOP	Antonia	BTV Bern	2005	5	3	2	1	2	2	2	3	5	6	0	16.9		9.60	12.880	39.380	80.120
					2	8	8	8	4	6	4	5	6	6	2	14.1	4.4	9.70	12.540	40.740	
3.	VONLAUFEN	Elin	STV Sursee	2006	4	4	2	2	3	2	2	0	3	6	0	17.2		10.00	12.545	39.745	79.680
					4	2	5	6	4	2	2	2	4	6	0	16.3	1.5	9.80	12.335	39.935	
4.	DALCHER	Alisha	TV Liestal	2006	4	3	2	4	2	2	2	2	5	8	1	16.5		9.70	12.185	38.385	79.460
					2	3	2	3	4	6	3	4	6	6	3	15.8	4.0	9.50	11.775	41.075	
5.	GRIEDER	Zoë	TV Liestal	2005	4	2	2	2	2	2	2	2	4	6	2	17.0		9.90	12.050	38.950	78.490
					6	4	2	2	2	4	2	2	3	6	2	16.5	1.2	9.80	12.040	39.540	
6.	HENGARTNER	Lena	TV Grenchen	2005	4	3	2	2	3	6	4	4	6	9	2	15.5		9.80	13.065	38.365	77.840
					6	6	4	4	3	3	4	3	2	6	4	15.5	1.6	9.60	12.775	39.475	
7.	KLEMENZ	Laura	STV Mörliken- Wildeg	2006	4	4	3	4	5	2	4	4	5	4	0	16.1		10.00	12.025	38.125	76.095
					6	4	6	4	8	4	4	7	6	9	0	14.2	2.9	9.70	11.170	37.970	
8.	BRUNO	Laura	STV Mörliken- Wildeg	2005	4	2	4	5	2	2	2	3	4	4	1	16.7		9.70	11.170	37.570	75.110
					8	3	4	4	3	8	4	5	4	10	2	14.5	2.1	10.00	10.940	37.540	
9.	KOLLER	Lia	TV Grenchen	2005	1	2	2	2	0	2	3	4	6	6	0	17.2		9.80	11.960	38.960	74.745
					8	10	6	8	10	6	8	10	6	10	2	11.6	3.8	9.80	10.585	35.785	
10.	MEIER	Anna	Trampoline Club Waltenschwil	2005	4	4	8	6	4	4	6	6	6	6	0	14.6		9.80	11.670	36.070	74.475
					6	6	4	6	2	4	3	4	4	6	0	15.5	1.4	9.70	11.805	38.405	
11.	BADERTSCHER	Liv	TV Rütli	2005	2	2	2	2	3	4	4	4	4	6	0	16.7		9.90	10.895	37.495	73.440
					10	6	4	4	4	3	4	4	4	6	0	15.1	1.7	9.30	9.845	35.945	
12.	HANSELMANN	Nina	STV Luzern	2005	2	4	2	2	3	4	4	3	5	8	0	16.3		9.80	11.110	37.210	73.075
					8	5	6	5	4	6	4	4	6	8	0	14.4	1.3	9.70	10.465	35.865	
13.	AMREIN	Mia	STV Sursee	2005	2	4	4	4	3	5	4	5	6	7	0	15.6		9.80	12.020	37.420	72.845
					4	9	6	6	4	4	6	8	4	10	4	13.5	1.5	9.60	10.825	35.425	
14.	DÜRR	Lucie	Trampoline Club Waltenschwil	2006	2	5	4	6	4	4	4	4	5	7	0	15.5		9.90	9.835	35.235	72.165
					2	4	3	6	4	3	4	4	4	8	0	15.8	1.2	10.00	9.930	36.930	
15.	HILDEBRAND	Svenja	STV Sursee	2006	7	6	4	4	4	8	8	5	6	10	0	13.8		9.70	11.320	34.820	71.665
					8	6	7	6	7	10	5	6	10	6	2	12.7	2.7	9.70	11.745	36.845	
16.	SIMONIELLO	Michela	Trampoline Club Waltenschwil	2005	6	6	7	6	4	6	6	6	7	6	0	14.0		9.80	11.260	35.060	71.620
					4	4	6	6	4	6	6	6	7	6	0	14.5	1.0	9.70	11.360	36.560	
17.	MILOVANOVIC	Dragana	TC Haut Léman	2006	4	8	10	4	4	4	6	9	10	6	0	13.5		9.70	9.140	32.340	68.260
					2	4	3	4	5	4	4	3	4	5	0	16.2	0.6	9.70	9.420	35.920	
18.	LAGLER	Alexandra	STV Mörliken- Wildeg	2005	4	2	4	6	4	3	2	2	4			14.9		8.60	11.120	34.620	67.515
					4	4	6	4	6	6	6	7				11.7	4.2	7.50	9.495	32.895	
19.	VURLOD	Maeva	TC Haut Léman	2006	6	8	7	6	6	6	8	10	7	7	0	12.9		9.90	8.385	31.185	65.160
					4	6	4	7	6	6	6	7	6	6	0	14.2	0.6	9.90	9.275	33.975	
20.	ARNOLD	Enya	STV Sursee	2005	2	4	4	6	4	4	10	6	6	6	0	14.8		9.80	12.560	37.160	64.000
					2	4	5	8	6	4	9					10.2	1.2	6.80	8.640	26.840	
21.	STIRNIMANN	Anja	STV Mörliken- Wildeg	2006	7	6	10	10								4.7		3.40	3.895	11.995	48.475
					6	5	8	6	8	5	8	6	6	2	0	14.0	2.5	9.30	10.680	36.480	

44. Cup Basilea *Event subtitle*

Individual trampoline — U13 Elite Boys — Final

					S1	S2	S3	S4	S5	S6	S7	S8	S9	S10	L	E	D	H	Time	Total	Score
1.	MEURI	Leif	 TV Brüttisellen - RLZ	2007	8	10	10	7	7	7	9	6	7	10	4	11.5	8.5	9.10	12.615	41.715	41.715
2.	INVERNO	Quetzal	 Chêne Gymnastique Genève	2007	2	6	4	6	6	5	6	5	6	8	6	14.0	5.1	9.20	11.250	39.550	39.550
3.	KÄMPFER	Florian	 TV Weisslingen - RLZ	2008	6	8	4	8	8	10	8	8	8			11.2	4.5	0.08	9.665	25.445	25.445

Generated by sporttech.io official scoring system at Apr 2, 2019 9:39:08 PM. Live results at www.sporttech.io/explore.



44. Cup Basilea *Event subtitle*
Individual trampoline — U13 Elite Boys — Qualification

					S1	S2	S3	S4	S5	S6	S7	S8	S9	S10	L	E	D	H	Time	Total	Score
1.	MEURI	Leif	TV Brüttisellen - RLZ	2007	4	6	4	6	6	6	6	4	5	6	3	14.4		9.10	13.215	36.715	79.175
					8	9	10	9	8	7	8	8	6	8	2	11.7	8.5	9.50	12.760	42.460	
2.	INVERNO	Quetzal	Chêne Gymnastique Genève	2007	3	4	3	4	4	6	6	4	6	6	2	15.2		9.50	11.515	36.215	76.390
					2	5	4	4	6	6	6	5	6	7	2	14.7	5.1	9.30	11.075	40.175	
3.	KÄMPFER	Florian	TV Weislingen - RLZ	2008	6	8	4	6	6	8	8	10	10	10	6	11.8		9.50	10.225	-2.0	66.905
					6	8	6	8	10	8	8	8	8	9	4	11.7	5.5	9.80	10.380	—	
																			29.525	37.380	
4.	STOCKER	Beoan	STV Wetzikon - RLZ	2007	2	7	2	4	4	5						9.6		5.80	8.275	23.675	49.805
					2	2	2	5	6	6						9.7	2.7	5.60	8.130	26.130	
5.	LOCHER	Elia	TV Liestal - NKL	2008	4	3	3	3	3	4	4	5	7	8	1	15.5		9.20	14.250	38.950	43.930
					6											1.4	1.3	0.90	1.380	4.980	

Generated by sporttech.io official scoring system at Apr 2, 2019 9:44:47 PM. Live results at www.sporttech.io/explore.

44. Cup Basilea *Event subtitle*

Individual trampoline — U13 Elite Girls — Final

				S1	S2	S3	S4	S5	S6	S7	S8	S9	S10	L	E	D	H	Time	Total	Score	
1.	BISCHOF	Saskia	TV Liestal - NKL	2007	3	4	4	6	4	4	6	4	6	6	1	15.2	6.2	9.60	12.070	43.070	43.070
2.	STUCKI	Ladina	STV Winterthur - RLZ	2008	4	6	2	6	8	8	6	7	8	8	0	13.7	4.8	9.20	10.860	38.560	38.560
3.	JOOS	Maja	TV Liestal - NKL	2007	4	4	0	6	8	6	8					10.4	3.4	6.60	8.585	28.985	28.985

Generated by sporttech.io official scoring system at Apr 2, 2019 9:39:15 PM. Live results at www.sporttech.io/explore.

44. Cup Basilea *Event subtitle*








Individual trampoline — U13 Elite Girls — Qualification

					S1	S2	S3	S4	S5	S6	S7	S8	S9	S10	L	E	D	H	Time	Total	Score
1.	BISCHOF	Saskia	TV	2007	4	2	1	4	5	3	4	6	4	5	0	16.2		9.70	12.085	37.985	81.175
			Liestal - NKL		2	4	4	6	5	6	6	4	4	5	0	15.4	6.2	9.60	11.990	43.190	
2.	JOOS	Maja	TV	2007	5	4	2	6	4	4	6	6	6	6	0	15.1		9.60	12.065	36.765	78.175
			Liestal - NKL		4	4	0	4	4	4	8	6	4	8	2	15.2	4.9	9.20	12.110	41.410	
3.	STUCKI	Ladina	STV	2008	4	7	6	6	8	8	6	6	6	8	0	13.5		9.70	10.610	33.810	69.140
			Winterthur - RLZ		6	6	5	8	8	6	8	8	10	9	20	10.6	4.8	9.30	10.630	35.330	
4.	RÜFENACHT	Sina	TV	2008	4	4	2	6	6	6	8					10.4		6.60	7.650	24.650	65.285
			Liestal - NKL		4	4	1	4	4	4	8	6	6	6	0	15.3	4.9	9.20	11.235	40.635	

Generated by sporttech.io official scoring system at Apr 2, 2019 9:45:06 PM. Live results at www.sporttech.io/explore.



44. Cup Basilea *Event subtitle*
Individual trampoline — U13 National Boys — Final

					S1	S2	S3	S4	S5	S6	S7	S8	S9	S10	L	E	D	H	Time	Total	Score
1.	BUCHER	Ben	 STV	2007	3	2	1	4	2	2	4	4	4	4	0	17.0	2.2	9.00	13.040	41.240	41.240
			Luzern																		
2.	BAUMGARTNER	Cyrill	 STV	2007	3	2	4	4	2	2	2	5	4	6	1	16.5	2.7	9.70	12.275	41.175	41.175
			Luzern																		
3.	SANER	Alex	 TV	2008	4	4	4	3	4	4	6	4	6	8	4	14.9	3.1	9.60	10.995	38.595	38.595
			Grenchen																		
4.	BEGA	Adrian	 FSG	2007	5	4	4	3	2	2	4	4	4	4	2	16.2	0.8	9.50	12.050	38.550	38.550
			Actigym																		
			Ecublens																		
5.	GARCIA	Ruben	 TC	2008	4	4	3	2	4	3	4	4	4	4	3	16.1	0.6	10.00	10.775	37.475	37.475
			Haut																		
			Léman																		
6.	KWIATECKI	Thaddeo	 STV	2008	7	6	4	7	4	8	4	4	4	6	2	14.4	2.1	9.60	10.995	37.095	37.095
			Möriken-																		
			Wildeg																		
7.	GRAF	Levin	 STV	2007	4	5	6	4	7	6	4	6	8	4	0	14.6	2.1	8.90	10.845	36.445	36.445
			Möriken-																		
			Wildeg																		

Generated by sporttech.io official scoring system at Apr 2, 2019 9:39:18 PM. Live results at www.sporttech.io/explore.



44. Cup Basilea *Event subtitle*

Individual trampoline — U13 National Boys — Qualification

				S1	S2	S3	S4	S5	S6	S7	S8	S9	S10	L	E	D	H	Time	Total	Score	
1.	BAUMGARTNER	Cyrill	STV Luzern	2007	2	2	4	2	2	4	2	2	2	0	17.6		9.90	12.050	39.550	81.355	
					3	2	3	1	2	2	2	6	3	6	0	17.0	2.7	10.00	12.105	41.805	
2.	BUCHER	Ben	STV Luzern	2007	4	2	2	4	2	2	4	3	4	7	1	16.5		9.40	13.645	39.545	81.090
					2	2	2	4	1	2	4	4	4	5	0	17.0	2.2	9.10	13.245	41.545	
3.	SANER	Alex	TV Grenchen	2008	2	4	2	4	4	4	4	4	6	2	16.0		9.90	11.025	36.925	75.270	
					6	6	4	4	4	4	6	4	7	8	0	14.7	3.1	9.70	10.845	38.345	
4.	KWIATECKI	Thaddeo	STV Mörriken- Wildegg	2008	4	4	4	2	4	3	2	4	6	6	0	16.1		9.90	11.095	37.095	74.670
					6	4	4	6	4	7	4	4	4	6	0	15.1	2.1	9.70	10.675	37.575	
5.	BEGA	Adrian	FSG Actigym Ecublens	2007	4	4	4	4	4	4	5	4	6	6	2	15.3		9.40	11.165	35.865	73.990
					4	6	4	4	2	2	4	2	4	6	2	16.0	0.8	9.80	11.525	38.125	
6.	GRAF	Levin	STV Mörriken- Wildegg	2007	3	4	4	6	4	4	3	4	4		14.4		8.80	11.015	34.215	72.640	
					7	4	6	4	7	4	4	4	3	2	2	15.3	2.1	9.70	11.325	38.425	
7.	GARCIA	Ruben	TC Haut Léman	2008	5	4	6	4	3	3	4	6	6	4	4	15.1		9.90	10.495	35.495	71.615
					4	8	6	4	4	4	4	5	4	4	0	15.3	0.8	10.00	10.020	36.120	
8.	VEUVE	Julien	BTV Bern	2007	6	6	6	4	4	4	4	6	6	8	3	14.3		9.50	10.795	34.595	69.540
					8	6	6	4	4	6	6	6	6	6	0	14.2	1.0	9.10	10.645	34.945	
9.	SIEBER	Henry	Trampolin Club Waltenschwil	2008	4	6	8	9	6	6	6	6	8	3	13.2		9.80	10.110	33.110	66.990	
					4	6	6	8	6	6	6	6	6	9	4	13.3	0.6	9.50	10.480	33.880	
10.	GYSI	Nicolas	BTV Bern	2008	6	7	4	4	4	6	4	8	8		12.9		8.90	9.415	31.215	66.605	
					8	6	4	4	5	6	5	4	4	4	4	14.6	1.0	9.60	10.190	35.390	
11.	SCHWAB	Nicola	BTV Bern	2007	4	4	4	3	6	6	6	7	8		13.2		9.00	9.495	27.695	64.750	
					7	6	4	4	4	6	4	4	4	5	2	15.0	-4.0	9.90	11.155	37.055	
12.	SCHAFFER	Til	BTV Bern	2008	4	6	5	4	6	6	7	6	8		12.8		8.90	8.655	30.355	64.475	
					7	6	4	6	6	6	6	6	6	6	4	13.7	1.0	9.80	9.620	34.120	

Generated by sporttech.io official scoring system at Apr 2, 2019 9:45:22 PM. Live results at www.sporttech.io/explore.

44. Cup Basilea *Event subtitle*

Individual trampoline — U13 National Girls — Final

					S1	S2	S3	S4	S5	S6	S7	S8	S9	S10	L	E	D	H	Time	Total	Score
1.	SCHNEIDER	Leonie	STV	2007	4	4	2	5	6	6	4	2	6	7	0	15.4	4.1	9.60	11.855	40.955	40.955
			Möriken-Wildegg																		
2.	BURGER	Keilah	STV	2007	6	6	4	5	6	6	4	4	6	7	2	14.4	4.1	9.20	11.845	39.545	39.545
			Möriken-Wildegg																		
3.	VON WARTBURG	Elin	STV	2008	4	4	2	2	2	6	4	4	6	3	0	16.3	1.9	9.90	11.440	39.540	39.540
			Luzern																		
4.	FEHLMANN	Sienna	TV	2008	2	3	2	4	2	2	3	4	4	7	0	16.7	1.4	9.80	11.300	39.200	39.200
			Rüti																		
5.	HOFSTETTER	Uma	STV	2008	3	3	3	4	2	2	3	4	4	8	4	16.0	0.9	10.00	10.665	37.565	37.565
			Sursee																		
6.	BUSER	Fiona	STV	2007	6	4	4	4	4	4	4	4	4	4	6	15.2	1.4	9.30	11.275	37.175	37.175
			Möriken-Wildegg																		
7.	AHCIN	Carina	STV	2008	6	3	4	4	4	6	4	3	2	9	2	15.3	2.1	9.90	9.465	36.765	36.765
			Möriken-Wildegg																		
8.	INGOLD	Jolin	TV	2007	6	4	4	4	4	4	6	6	5	7	4	14.6	1.5	9.60	10.825	36.525	36.525
			Grenchen																		

Generated by sporttech.io official scoring system at Apr 2, 2019 9:39:22 PM. Live results at www.sporttech.io/explore.

44. Cup Basilea *Event subtitle*

Individual trampoline — U13 National Girls — Qualification

					S1	S2	S3	S4	S5	S6	S7	S8	S9	S10	L	E	D	H	Time	Total	Score
1.	SCHNEIDER	Leonie	STV Möriken- Wildegg	2007	2 4	1 5	2 4	2 5	2 5	2 5	3 2	4 2	4 5	4 6	0	17.4		9.90	11.925 11.930	39.225 41.530	80.755
2.	BURGER	Keilah	STV Möriken- Wildegg	2007	1 4	4 6	4 4	2 6	3 7	2 6	3 4	4 4	4 6	7 6	0	16.6		9.60	12.300 12.030	38.500 40.430	78.930
3.	FEHLMANN	Sienna	TV Rütli	2008	4 2	0 4	1 2	2 4	4 5	4 2	4 4	2 4	3 2	4 7	0	17.2		9.90	11.450 11.270	38.550 38.870	77.420
4.	BUSER	Fiona	STV Möriken- Wildegg	2007	2 7	2 4	4 3	2 5	4 4	2 2	4 2	3 2	4 3	4 2	4	16.5		9.90	11.250 11.445	37.650 39.245	76.895
5.	VON WARTBURG	Elin	STV Luzern	2008	2 4	1 3	2 2	2 2	4 2	2 4	2 4	4 2	4 6	4 4	2	17.1		9.50	11.310 11.460	37.910 38.960	76.870
6.	HOFSTETTER	Uma	STV Sursee	2008	3 2	3 2	3 3	4 2	4 2	2 2	4 4	3 3	4 4	5 4	0	16.5		10.00	10.150 10.680	36.650 38.780	75.430
7.	INGOLD	Jolin	TV Grenchen	2007	4 6	4 3	3 2	3 3	4 4	2 4	6 5	4 4	4 4	4 6	0	16.2		9.90	11.215 10.635	37.315 38.035	75.350
8.	AHCIN	Carina	STV Möriken- Wildegg	2008	4 6	2 2	4 4	4 6	3 4	3 6	2 4	2 2	4 2	5 8	2	16.5		10.00	10.170 9.325	36.670 37.025	73.695
9.	BRUNO	Simona	STV Möriken- Wildegg	2008	4 6	4 5	4 4	4 4	4 4	4 6	4 6	4 6	4 5	6 8	0	15.8		9.60	10.480 10.300	35.880 36.500	72.380
10.	ABT	Alia	Trampolin Club Waltenschwil	2007	4 6	4 4	2 2	4 4	1 4	4 3	2 3	3 4	6 2	5 4	1	16.4		9.90	9.325 9.370	35.625 36.670	72.295
11.	ALBISETTI	Sonja	TV Gröningen	2008	2 2	2 4	3 4	4 4	6 6	5 4	6 5	8 6	6 4	8 6	2	14.8		9.80	10.420 10.285	35.020 36.785	71.805
12.	STEIMEN	Lara	Trampolin Club Waltenschwil	2007	2 4	4 4	4 4	4 6	4 3	4 4	4 4	4 3	6 4	7 8	0	15.7		10.00	9.775 9.790	35.475 36.290	71.765
13.	FLEURY	Mylène	BTV Bern	2007	6 6	4 4	6 4	4 4	4 4	6 5	4 5	6 6	5 4	8 6	0	14.7		9.80	10.035 10.305	34.535 35.905	70.440
14.	STUDER	Julie	BTV Bern	2008	6 6	6 6	4 6	5 4	4 4	6 6	6 5	6 6	6 6	8 6	0	14.3		9.80	10.390 11.010	34.490 35.710	70.200
15.	FILLIETTAZ	Pauline	TC Haut Léman	2007	5 4	5 3	4 3	3 4	2 4	6 5	7 4	8 3	6 6	4 6	0	15.0		9.90	8.460 9.235	33.360 35.135	68.495
16.	FASOLINI	Isea	BTV Bern	2008	6 6	4 4	6 5	4 3	4 4	6 6	6 4	6 5	7 4	8 6	1	14.2		9.60	8.910 9.350	32.710 34.750	67.460
17.	NICOLET	Chloé	TC Haut Léman	2008	4 4	6 6	6 6	5 6	5 6	6 7	8 6	8 6	5 6	6 6	1	14.0		9.90	9.245 9.340	-0.2 32.945 33.940	66.885
18.	BÜRGISSER	Antonia	Trampolin Club Waltenschwil	2007	6 6	6 4	7 6	8 6	6 4	4 4	4 4	4 4	6 4	7 6	1	14.1		9.80	8.445 8.290	32.345 34.090	66.435
19.	HUBER	Nonoca	TC Haut Léman	2008	4 4	2 4	4 4	2 4	4 4	4 6	7 5	8 4		8	2	12.5		7.90	7.715 9.445	24.115 34.945	59.060
20.	SIMONIELLO	Chiara	Trampolin Club Waltenschwil	2008	4 4	2 6	2 2	4 7	4 10	4 10	2 10	4 10	4 10	6 10	0	16.4		9.80	10.840 5.190	37.040 17.890	54.930



44. Cup Basilea *Event subtitle*
Individual trampoline — U11 Boys — Final

					S1	S2	S3	S4	S5	S6	S7	S8	S9	S10	L	E	D	H	Time	Total	Score
1.	MESCE	Léo	FSG Aigle-Alliance - CRT	2009	6	6	5	4	4	5	6	4	6	5	3	14.6	8.5	9.50		32.600	32.600
2.	MEDICO	Loïs	TC Haut Léman	2009	3	3	4	4	3	4	4	4	4	6	0	16.1	0.9	9.70		26.700	26.700
3.	STUCKI	Floris	STV Winterthur - RLZ	2010	8	6	4	8	8	6	8	8	6	8	0	13.0	3.3	9.40		25.700	25.700
4.	KELLER	Mika	TV Grenchen	2011	8	6	6	4	4	4	4	6	5	8	2	14.3	1.4	9.50		25.200	25.200
5.	WIDMER	Yohan	Chêne Gymnastique Genève	2009	8	6	5	4	5	6	6	6	6	8	0	14.0	1.5	9.10		24.600	24.600
6.	NILSEN	Liam	TV Liestal - NKL	2009	6	4	4	6	6	6	6	6	8			12.8	3.0	8.60		24.400	24.400
7.	LANGENAUER	Tim	TV Schönengrund	2009	4	6	7	6	8	8	7	6	5	4	1	13.8	1.1	9.20		24.100	24.100
8.	ROUX	Axel	FSG Aigle-Alliance - CRT	2012	4	4	4	2	4	6						9.6	0.4	6.00		16.000	16.000

Generated by sporttech.io official scoring system at Apr 2, 2019 9:39:01 PM. Live results at www.sporttech.io/explore.

44. Cup Basilea *Event subtitle*

Individual trampoline — U11 Boys — Qualification

					S1	S2	S3	S4	S5	S6	S7	S8	S9	S10	L	E	D	H	Time	Total	Score
1.	MESCE	Léo	FSG Aigle-Alliance - CRT	2009	3 4	4 2	2 4	4 6	4 4	4 4	4 5	3 4	3 4	4 5	4 0	16.1 15.8		9.60 7.1 9.50		25.700 32.400	58.100
2.	NILSEN	Liam	TV Liestal - NKL	2009	4 6	3 4	4 5	4 6	4 7	4 6	4 5	4 6	6 6	5 8	0 2	15.8 13.9		9.90 3.7 9.20		25.700 26.800	52.500
3.	MEDICO	Loïs	TC Haut Léman	2009	4 4	4 4	4 4	3 3	4 4	5 4	4 4	6 4	6 4	5 6	3 0	15.2 15.9		9.40 0.9 10.00		24.600 26.800	51.400
4.	STUCKI	Floris	STV Winterthur - RLZ	2010	8 7	4 4	4 4	4 4	6 5	6 6	6 6	4 6	4 6	4 4	0 0	15.0 14.8		10.00 1.4 10.00		25.000 26.200	51.200
5.	ROUX	Axel	FSG Aigle-Alliance - CRT	2012	2 2	4 4	3 4	4 2	3 4	3 2	3 4	4 4	4 3	6 4	20 0	14.4 16.7		9.60 0.6 9.80		24.000 27.100	51.100
6.	KELLER	Mika	TV Grenchen	2011	6 8	6 6	4 4	4 4	6 4	6 6	5 4	4 4	6 6	6 8	2 0	14.5 14.6		10.00 1.4 9.80		24.500 25.800	50.300
7.	WIDMER	Yohan	Chêne Gymnastique Genève	2009	4 8	6 6	6 4	4 4	4 6	4 5	4 8	3 6	4 6	4 8	0 0	15.7 13.9		9.30 1.5 9.80		25.000 25.200	50.200
8.	LANGENAUER	Tim	TV Schönengrund	2009	4 4	6 4	6 6	6 6	6 8	6 6	6 6	6 6	4 6	4 6	2 0	14.4 14.2		9.90 1.1 9.90		24.300 25.200	49.500
9.	STECK	Noel	TV Liestal - NKL	2010	4 8	4 6	4 4	4 4	5 6	6 4	5 6	6 6	4 6	7 6	2 4	14.9 14.0		9.10 1.6 9.50		24.000 25.100	49.100
10.	BULK	Fin- Florian	BTV Bern	2010	4 7	4 6	6 6	6 6	7 7	5 6	6 6	6 6	8 6	7 8	1 2	14.0 13.4		9.50 0.8 9.60		23.500 → 21.800	45.300
11.	ALBISETTI	Remo	TV Grüningen	2011	7 6	8 8	9 8	8 8	10 9	8 8	9 9	10 9	9 8	10 10	0 4	11.2 11.3		9.70 0.5 10.00		20.900 21.800	42.700
12.	LEISTNER	Mischa	STV Winterthur	2011	4 4	4 4	4 4	5 4	4 4	4 4						9.5 14.9		5.90 0.9 10.00		15.400 25.800	41.200
13.	SPRIESSLER	Fynn	TV Liestal - NKL	2010	4 10	4 6	4 4	4 4	5 5	4 6						9.5 12.4		5.80 1.0 8.70		15.300 22.100	37.400

Generated by sporttech.io official scoring system at Apr 2, 2019 9:43:36 PM. Live results at www.sporttech.io/explore.



44. Cup Basilea *Event subtitle*
Individual trampoline – U11 Girls – Final

				S1	S2	S3	S4	S5	S6	S7	S8	S9	S10	L	E	D	H	Time	Total	Score
1.	RRAPAI	Hilary	S.G. Etruria 1897 A.S.D. IT	2010	4	2	2	2	3	1	3	1	3	7	5	16.7	2.8	9.90	29.400	29.400
2.	ROUX	Manon	FSG Aigle-Alliance - CRT	2009	4	6	4	7	3	2	3	2	4	5	0	16.0	3.6	9.50	29.100	29.100
3.	MANGOLD	Mia	TV Liestal - NKL	2009	6	6	2	6	6	6	5	6	7	8	0	14.2	4.1	9.30	27.600	27.600
4.	GRAF	Sheryl	STV Möriken- Wildeggen	2009	4	4	2	2	3	4	4	2	4	2	0	16.9	0.6	9.90	27.400	27.400
5.	WIDMER	Livia	TV Liestal - NKL	2009	4	5	6	4	3	2	3	2	6	4	2	15.9	1.9	9.50	27.300	27.300
6.	STEFFEN	Jade	Chêne Gymnastique Genève	2010	4	4	2	4	2	4	4	4	3	6	0	16.3	1.1	9.80	27.200	27.200
7.	SIGNER	Nadja	TV Schönengrund	2009	4	4	4	4	4	5	4	3	4	5	0	15.9	1.4	9.90	27.200	27.200
8.	SONDEREGGER	Lisa	STV Möriken- Wildeggen	2010	4	4	2	4	4	2	4	4	4	4	0	16.4	0.6	9.80	26.800	26.800

Generated by sporttech.io official scoring system at Apr 2, 2019 9:39:05 PM. Live results at www.sporttech.io/explore.


 44. Cup Basilea *Event subtitle*
 Individual trampoline — U11 Girls — Qualification

					S1	S2	S3	S4	S5	S6	S7	S8	S9	S10	L	E	D	H	Time	Total	Score
1.	ROUX	Manon	FSG Aigle-Alliance - CRT	2009	1	2	2	1	2	2	2	0	2	2	0	18.4		9.90		28.300	57.300
					4	2	1	2	2	1	2	2	4	5	0	17.5	1.9	9.60		29.000	
2.	RRAPAJ	Hilary	S.G. Etruria 1897 A.S.D. IT	2010	0	1	1	0	2	0	2	2	0	5	0	18.7		9.60		28.300	56.900
					6	4	4	2	6	2	2	0	2	6	2	16.4	2.8	9.40		28.600	
3.	STEFFEN	Jade	Chêne Gymnastique Genève	2010	4	4	2	2	2	4	3	4	3	4	3	16.5		9.80		26.300	53.800
					4	4	3	2	2	4	2	2	4	6	1	16.6	1.1	9.80		27.500	
4.	MANGOLD	Mia	TV Liestal - NKL	2009	6	2	4	3	4	4	2	3	6	6	0	16.0		9.50		25.500	53.600
					6	6	2	6	6	6	4	6	6	8	0	14.4	4.1	9.60		28.100	
5.	SONDEREGGER	Lisa	STV Möriken- Wildegg	2010	4	5	3	2	2	3	4	4	2	2	0	16.9		9.50		26.400	53.500
					4	5	4	3	2	3	4	3	4	3	0	16.5	0.6	10.00		27.100	
6.	SIGNER	Nadja	TV Schönengrund	2009	2	2	3	4	4	4	5	5	4	3	0	16.4		9.80		26.200	53.300
					4	3	4	4	4	4	6	4	4	4	0	15.9	1.4	9.80		27.100	
7.	WIDMER	Livia	TV Liestal - NKL	2009	4	2	7	4	3	3	2	4	5	5	0	16.1		9.70		25.800	53.300
					4	2	5	4	3	4	2	4	6	4	2	16.0	1.9	9.60		27.500	
8.	GRAF	Sheryl	STV Möriken- Wildegg	2009	4	4	3	4	4	2	2	2	3	2	0	17.0		10.00		27.000	53.200
					4	4	6	7	6	4	4	3	4	8	0	15.0	1.4	9.80		26.200	
9.	ZIERI	Savanna	Chêne Gymnastique Genève	2009	3	3	4	2	2	4	2	2	4	4	0	17.0		9.40		26.400	52.900
					2	5	4	4	3	4	4	4	4	8	0	15.8	1.2	9.50		26.500	
10.	HAUENSTEIN	Luana	STV Möriken- Wildegg	2009	4	4	3	3	4	4	2	2	5	4	2	16.3		9.90		26.200	52.900
					4	4	3	4	3	4	4	4	5	4	0	16.1	0.6	10.00		26.700	
11.	BALDINGER	Amelia	STV Möriken- Wildegg	2009	4	5	4	4	4	3	4	4	3	4	0	16.1		10.00		26.100	52.900
					4	4	4	3	4	4	4	3	4	4	0	16.2	0.6	10.00		26.800	
12.	RHOMDANI	Maram	TV Grenchen	2009	3	3	2	4	4	2	4	4	4	4	4	16.2		9.40		25.600	52.500
					4	3	4	4	2	4	6	4	4	7	0	15.8	1.1	10.00		26.900	
13.	WINTER	Marah	STV Luzern	2009	2	3	2	2	2	3	3	2	4	4	0	17.3		9.90		27.200	51.900
					7	5	4	4	5	4	8	8	6	8	2	13.9	1.7	9.10		24.700	
14.	BRACK	Alessia	STV Möriken- Wildegg	2011	6	8	4	4	5	4	4	6	4	4	0	15.1		9.90		25.000	51.500
					4	6	2	4	4	4	4	4	4	5	0	15.9	0.6	10.00		26.500	
15.	FISCHER	Maylen	STV Möriken- Wildegg	2012	4	6	4	5	4	5	4	4	4	4	0	15.6		9.80		25.400	51.400
					4	5	4	4	4	5	5	4	5	4	0	15.6	0.6	9.80		26.000	
16.	SULZER	Luna	TV Grüningen - RLZ	2011	7	4	4	6	6	4	6	6	4	4	0	14.9		9.90		24.800	50.800
					7	4	4	5	6	6	6	4	4	5	2	14.7	1.4	9.90		26.000	
17.	BAUMANN	Tara	TV Rüti	2010	4	5	4	4	5	4	6	4	5	4	2	15.3		10.00		25.300	50.600
					4	6	4	6	6	4	5	4	6	6	1	14.8	0.6	9.90		25.300	
18.	BLYUMIN	Dascha	TV Liestal - NKL	2009	6	4	5	4	4	4	3	4	7	8	4	14.7		9.40		24.100	50.500
					6	4	6	4	4	4	4	4	6	8	0	15.0	1.9	9.50		26.400	
19.	HUBSCHMID	Lara	TV Rüti	2013	6	6	6	6	6	5	4	4	6	6	2	14.3		10.00		24.300	49.700
					4	6	6	5	6	4	4	4	6	4	2	14.9	0.6	9.90		25.400	
20.	ALTWEGG	Flurina	TV Rüti	2009	4	4	4	4	7	4	6	4	5	9	0	14.9		9.60		24.500	49.500
					3	4	5	5	7	4	6	4	6	4	2	15.0	0.6	9.40		25.000	
21.	EVANS	Mary- Jane	Trampolin Club Waltenschwil	2009	6	6	4	6	6	4	6	6	6	4	0	14.6		10.00		24.600	48.600
					8	6	6	8	5	4	6	6	8	9	1	13.3	0.8	9.90		24.000	

Qualification — Individual trampoline, U11 Girls — Results

				S1	S2	S3	S4	S5	S6	S7	S8	S9	S10	L	E	D	H	Time	Total	Score
22.	OBRIST	Ana	 TV	2010	6	6	5	4	6	6	8	6	6	8	2	13.7		9.40	23.100	48.000
			Liestal - NKL		8	6	6	5	5	5	8	6	6	8	3	13.4	1.6	9.90	24.900	
23.	BEYELER	Giulia	 TV	2010	7	6	6	5	6	6	6	6	7	8	0	13.7		9.60	23.300	47.600
			Liestal - NKL		8	7	6	6	6	6	7	6	6	8	1	13.3	1.6	9.40	24.300	
24.	HESS	Mia	 STV	2009	6	6	4	6	6	4	4	6	4	4	1	14.9		10.00	24.900	47.000
			Luzern		4	6	5	6	6	5	7	6	8	10	20	11.7	0.4	10.00	22.100	
25.	DEGEN	Katja	 TV	2010	8	4	3	5	4	3	6	4	6	8	4	14.5		9.70	24.200	33.700
			Liestal - NKL		10	6	8	9								4.7	1.1	3.70	9.500	

Generated by sporttech.io official scoring system at Apr 28, 2019 9:05:05 AM. Live results at www.sporttech.io/explore.