

SCHWEIZERMEISTERSCHAFTEN **CHAMPIONNATSSUISES** *Kunstturnen Mannschaften /* *de gymnastique artistique par équipes*

Rangliste / Résultats

24./25. September 2022 / 24-25 septembre 2022, Bülach













Hauptsponsoren: **SWISSLOS**
Sportfonds Kanton Zürich

Co-Sponsoren: **SWICA**











**OCHSNER
SPORT**

 Freunde pro Kunstturnen
amis de la gymnastique artistique
amici della ginnastica artistica










NATIONALLIGA A - FRAUEN

Rg.	Name	Jahrg.					Total	
1	Aargau 1 		39.200 1	37.050 1	36.400 1	36.100 1	148.750	G
	Samira RAFFIN	2008	4.0 12.750	4.3 11.900	4.2 12.150	4.4 12.450	16.9 49.250	
	Kiara RAFFIN	2008	4.4 12.950	4.2 11.450	4.4 11.900	4.4 11.450	17.4 47.750	
	Anina WILDI	2002	4.0 13.150		4.9 12.350	4.5 12.200	13.4 37.700	
	Anny WU	2002	4.2 13.100	4.7 12.800		4.1 11.150	13.0 37.050	
	Leonie MEIER	2002		4.5 12.350	4.3 10.250		8.8 22.600	
2	Zürich 1 		38.050 2	34.600 2	35.200 2	33.900 3	141.750	S
	Lou-Anne CITHERLET	2007	3.6 12.600	4.2 12.200	4.3 12.200	4.1 11.850	16.2 48.850	
	Kea WALSER	2009	3.6 12.650	3.5 11.650	4.2 11.300	4.2 10.400	15.5 46.000	
	Fiona Paula MÜLLER	2009	3.6 12.800	3.2 9.450		4.1 11.100	10.9 33.350	
	Aimée MEYER	2006		3.6 10.750	3.9 9.550	4.2 10.950	11.7 31.250	
	Martina EISENEGGER	2005	3.2 11.700		3.8 11.700		7.0 23.400	
3	Bern 1 		37.200 3	33.550 3	29.900 6	34.200 2	134.850	B
	Anina ENZLER	2002	3.4 12.250	2.8 11.500	3.9 9.300	3.7 11.300	13.8 44.350	
	Malin WÄFFLER	2006	3.4 12.500	1.9 9.800	3.8 10.350	3.7 11.300	12.8 43.950	
	Joya DÜBI	2009	3.8 12.450		4.3 10.200	4.2 10.500	12.3 33.150	
	Raja JORDI	2004	3.4 12.100			4.1 11.600	7.5 23.700	
	Clémence GOBET	2005		2.8 10.650	4.3 9.350		7.1 20.000	
	Naomi INGOLD	2001		3.5 11.400			3.5 11.400	
4	Zürich 2 		36.050 6	32.550 4	32.550 3	31.850 6	133.000	
	Stefanie SIEGENTHALER	1998	3.6 12.700	4.9 12.600	4.5 11.800	4.2 10.950	17.2 48.050	
	Matilda POHL	2009	3.4 11.150	2.6 9.350	3.6 10.050	3.5 10.150	13.1 40.700	
	Gina Isabella ALTORFER	2009	3.2 10.250	2.6 10.600	3.6 9.950	3.3 9.900	12.7 40.700	
	Nadina SPIESS	2003	3.4 12.200		4.2 10.700	3.6 10.750	11.2 33.650	
5	Neuchâtel 		36.650 4	29.600 5	32.000 4	33.200 4	131.450	
	Angela PENNISI	2008	3.6 12.500	4.2 9.650	4.1 12.100	4.4 12.250	16.3 46.500	
	Yanna GABI	2009	3.4 11.850	1.5 5.000	3.3 9.300	2.8 8.400	11.0 34.550	
	Eva KÜBLER	1998	3.4 12.300		3.0 10.150	3.7 10.550	10.1 33.000	
	Anastassia PASCU	2004		4.7 11.250		3.5 10.400	8.2 21.650	
	Kiara Lima BONFIM JOSÉ DA COSTA	2011		1.1 8.700	2.0 9.750		3.1 18.450	
6	Ticino 1 		36.100 5	29.000 6	31.550 5	32.350 5	129.000	
	Maral KASPARYAN	2004	3.4 12.150	1.1 9.650	3.0 10.500	3.1 10.350	10.6 42.650	
	Giada MERLO	2008	3.4 12.050	1.4 8.350	3.8 9.550	3.6 10.350	12.2 40.300	
	Julia SOLCÀ	2008	3.2 11.500	1.4 8.900	3.8 9.000	4.2 10.200	12.6 39.600	
	Céline SIDLER	2000		2.7 10.450	3.1 11.500	3.8 11.650	9.6 33.600	
	Daniela FISCHETTI	2010	3.4 11.900				3.4 11.900	







NATIONALLIGA B - FRAUEN

Rg.	Name	Jahrg.					Total
1	Thurgau 1 		37.550 1	29.100 2	33.250 1	34.650 1	134.550
	Alessia ANDERES	2007	3.4 12.400	4.0 10.650	4.1 11.550	4.2 11.400	15.7 46.000
	Lilli HABISREUTINGER	2004	4.2 13.150	2.5 8.750	3.5 10.450	4.1 12.050	14.3 44.400
	Emilia MEILI	2008	1.6 10.150	1.7 6.200	3.0 10.300	3.1 11.000	9.4 37.650
	Jeannine KÜNZLE	1999		2.8 9.700	3.5 11.250	3.3 11.200	9.6 32.150
	Naja GREUTER	2005	3.4 12.000				3.4 12.000
2	Bern 2 		36.100 2	28.700 3	33.250 1	30.250 3	128.300
	Elisa KELLER	2011	3.4 11.950	2.9 9.200	3.2 11.250	3.1 10.050	12.6 42.450
	Lia GASSER	2011	3.4 12.300	1.3 8.800	3.7 11.450	3.2 9.700	11.6 42.250
	Noée OBI	2009	3.2 10.950	1.9 8.700	4.1 10.550	3.5 9.950	12.7 40.150
	Amélie WALDNER	2006	3.2 11.850		3.6 9.900	3.0 10.250	9.8 32.000
	Aline BAUMGARTNER	2003		3.9 10.700			3.9 10.700
3	Fribourg 		35.850 3	27.400 4	30.200 4	31.550 2	125.000
	Orianne PACHE	2006	3.4 12.400	2.6 8.000	3.3 10.100	3.3 11.350	12.6 41.850
	Rea KOLLY	2004	3.4 11.850	2.0 9.750		3.0 10.050	8.4 31.650
	Justine DOUSSE	2002		2.5 9.650	2.9 9.900	3.2 10.150	8.6 29.700
	Valentine MIRUS	2007	3.2 11.550		3.1 10.200		6.3 21.750
	Lucie SCHNORF	2007	3.2 11.600			3.0 9.750	6.2 21.350
	Eléa DUFOUR	2002		1.2 7.900	2.9 9.100		4.1 17.000
4	Zürich 3 		35.450 4	29.450 1	27.950 5	30.000 4	122.850
	Chiara BETSCHART	2005	3.2 11.500	2.1 9.600	3.3 9.950	3.1 10.650	11.7 41.700
	Gianna VERRILLI	2004	3.2 11.700	1.3 10.000		2.8 9.950	7.3 31.650
	Nina FILIPOVIC	2003	3.4 11.950		2.2 8.750	2.9 9.400	8.5 30.100
	Anna NEMETH	2008		2.0 9.850	3.0 9.150		5.0 19.000
	Yasmin PANTANOWITZ	2009		1.1 6.500	2.7 8.850		3.8 15.350
	Leana HEDINGER	2008	3.2 11.800				3.2 11.800
5	Thurgau 2 		34.550 5	26.400 5	31.150 3	29.050 5	121.150
	Lia ZUBER	2006	2.6 11.200	1.2 8.650	3.3 11.150	3.1 10.550	10.2 41.550
	Ladina ZIMMERMANN	2010	3.2 11.050	1.8 9.000	3.4 9.500	2.9 9.500	11.3 39.050
	Fabia Emily HERRMANN	2010	3.4 11.950	1.7 8.750	3.4 7.850		8.5 28.550
	Selma HANSELMANN	2010	3.2 11.400			3.0 9.000	6.2 20.400
	Jorina RUTISHAUSER	2006		1.3 8.450	3.1 10.500		4.4 18.950
	Ronja GERA	2005				2.9 8.500	2.9 8.500
6	Vaud 		32.550 6	15.400 6	26.450 6	28.050 6	102.450
	Illaria MASCIA	2009	2.4 11.050	0.9 5.450	2.6 8.350	2.6 9.700	8.5 34.550
	Chloé Ann MAGNUSON	2010	2.4 10.800	0.9 3.900		2.7 9.350	6.0 24.050
	Shaey PITTET	2009		0.9 5.000	2.5 8.650	2.6 8.950	6.0 22.600
	Greta MAC MILLAN	2011	1.6 10.100			2.4 9.000	4.0 19.100
	Emilie AEBY	2009	2.4 10.700		2.4 6.500		4.8 17.200
	Mia LA ROSA	2010		0.8 4.950	2.5 9.450		3.3 14.400












NATIONALLIGA C - FRAUEN

Rg.	Name	Jahrg.					Total
1	Aargau 2 		36.100 2	31.750 1	33.450 2	35.250 1	136.550
	Chiara ROVERI	2009	3.4 12.150	3.0 11.150	3.9 12.000	4.6 12.250	14.9 47.550
	Lia SCHUMACHER	2010	3.4 12.000	3.7 10.300	5.0 11.200	4.2 11.600	16.3 45.100
	Melissa WEBER	2008	3.4 11.950	1.5 10.300	3.3 10.250	4.1 11.400	12.3 43.900
	Malina BLUM	2005	3.4 11.750	1.2 9.550	3.4 8.850	3.3 10.700	11.3 40.850
2	St. Gallen 1 		36.200 1	27.900 3	33.850 1	31.950 2	129.900
	Julia WEISSENHOFER	2008	3.4 12.150	2.6 10.700	4.3 12.150	4.1 11.650	14.4 46.650
	Emily MUNISHI	2010	3.4 11.850	1.5 7.550	3.7 11.100	3.2 10.200	11.8 40.700
	Eline FÄSSLER	2007	2.6 11.050		3.4 10.600	3.1 10.000	9.1 31.650
	Anne-Sophie MEYER	2008	3.4 12.200	1.1 8.150	3.2 9.900		7.7 30.250
	Leonie HOLLAUF	2011		1.1 9.050		2.8 10.100	3.9 19.150
3	NKL Liestal 		34.450 3	27.700 4	31.250 3	30.000 3	123.400
	Joy ROHRER	2009	3.2 11.200	1.1 10.100	3.3 9.450	3.4 10.150	11.0 40.900
	Soraya BÜRKI	2009	2.4 10.650	1.1 8.700	3.4 9.900	2.3 7.850	9.2 37.100
	Lucy MAEDER	2009	3.4 12.400		3.5 10.050	3.5 10.600	10.4 33.050
	Aileen WYTTENBACH	2010	3.2 10.850	0.9 8.100		2.8 9.250	6.9 28.200
	Ella BITTERLIN	2007		1.8 8.900	3.9 11.300		5.7 20.200
4	St. Gallen 2 		32.350 5	28.200 2	29.700 4	29.650 4	119.900
	Lea HUBER	2007	3.2 11.050	1.1 9.050	2.6 9.450	3.0 9.550	9.9 39.100
	Sina FREIWALD	2011	1.6 10.450	0.9 7.300	2.5 10.700	2.0 8.750	7.0 37.200
	Larina ALTHERR	2008		2.0 10.000	3.7 9.550	3.3 10.850	9.0 30.400
	Lucia GOJEVIC	2007	2.4 10.850		2.2 7.750	2.6 9.250	7.2 27.850
	Valeska BROCHIER	2010		1.1 9.150			1.1 9.150
5	Aargau 3 		33.900 4	25.450 5	28.800 5	29.650 4	117.800
	Anna SCHORI	2008	3.4 12.000	1.2 10.200	3.2 10.000	3.2 10.400	11.0 42.600
	Sara STÖCKLI	2007	2.4 10.850	1.1 8.100	2.8 9.450	3.3 9.850	9.6 38.250
	Ileya BAUMGARTNER	2006	2.4 11.050	0.9 7.150	2.5 9.350	2.2 9.400	8.0 36.950
	Shannon MERKEL	2007	1.6 10.450		2.7 8.450	2.2 8.000	6.5 26.900
6	Ticino 2 		32.250 6	20.400 6	26.300 6	29.500 6	108.450
	Giorgia MERLI	2008	3.2 11.650	1.3 7.350	2.7 8.100	3.3 9.800	10.5 36.900
	Kessy CHIERICHETTI	2009	1.6 10.200	1.3 4.450	2.9 7.800	2.8 9.100	8.6 31.550
	Samira LEPORE	2011	1.6 10.050	1.1 7.150	2.2 8.400		4.9 25.600
	Ines BOZOMITU	2008			2.9 9.800	3.2 10.400	6.1 20.200
	Viola ZOTTICH	2008		1.0 5.900		3.2 9.300	4.2 15.200
	Maia Lorena BOZOMITU	2011	1.6 10.400				1.6 10.400














NATIONALLIGA A - MÄNNER

Rg.	Name	Jahrg.								Total	
1	Aargau 1 		40.165 1	36.466 4	40.699 1	43.300 1	39.732 2	39.066 2	239.428	G	
	Noe SEIFERT	1998		4.9 12.600	5.3 13.633	4.8 14.250	6.3 13.466	5.4 13.633	26.7 67.582		
	Florian LANGENEGGER	2003	5.4 13.733	5.4 12.666	4.6 13.366	5.2 14.500	5.7 13.100		26.3 67.365		
	Luca GIUBELLINI	2003	5.5 13.766	4.6 11.200	4.6 12.866	5.6 13.850		4.6 12.433	24.9 64.115		
	Luca MURABITO	2003	5.5 12.666	2.9 6.933		5.2 14.550	4.8 13.166	4.5 12.500	22.9 59.815		
	Christian BAUMANN	1995	5.1 12.533		5.2 13.700		5.9 12.533	5.4 12.933	21.6 51.699		
2	Zürich 1 		39.566 2	37.366 2	38.866 2	41.500 2	40.899 1	40.566 1	238.763	S	
	Tim RANDEGGER	2000	5.2 13.766	5.2 13.033	4.6 12.866	5.2 12.900	4.8 13.200	5.1 13.333	30.1 79.098		
	Moreno KRATTER	1998	5.5 12.900	4.5 12.500	4.5 13.100	5.2 14.450	5.8 11.666	5.5 13.433	31.0 78.049		
	Marco PFYL	1997		4.6 11.833	4.8 12.900		6.1 14.566	5.6 13.800	21.1 53.099		
	Samir SERHANI	1999		5.4 9.100	5.7 12.733		5.2 13.133	5.4 12.233	21.7 48.199		
	Marco RIZZO	1992	5.4 12.900			5.2 14.150			10.6 27.050		
3	Ticino 		39.332 3	37.866 1	38.000 3	41.250 3	36.865 5	38.532 3	231.845	B	
	Pietro RIVA	2003	4.1 12.866	4.6 12.533	4.2 12.500	4.0 13.100	4.3 12.633	4.0 12.766	25.2 76.398		
	Mirco RIVA	2005	4.1 12.833	4.4 12.333	4.0 12.100		3.7 10.666	3.6 11.166	19.8 59.098		
	Mattia PIFFARETTI	2002			4.7 13.400	4.8 14.000	4.1 13.066	4.4 13.100	18.0 53.566		
	Martino MOROSI	1999	5.0 13.633			4.8 14.150		4.3 12.666	14.1 40.449		
	Kevin BUCKLEY	2005		4.9 13.000	4.0 12.066		4.4 11.166		13.3 36.232		
	Damiano PONZIO	2006	4.0 12.533	3.2 8.300		4.0 13.000			11.2 33.833		
4	St.Gallen 1 		38.066 4	36.899 3	37.066 4	38.650 5	37.999 4	36.832 5	225.512		
	Marton KOVACS	2003	5.2 12.433	5.2 11.600	3.8 12.133	4.0 12.700	3.6 12.200	3.6 11.166	25.4 72.232		
	Janic MEIER	2003	4.7 13.133		3.8 12.333	4.0 12.850	4.3 13.166	4.2 12.033	21.0 63.515		
	Florian KELLER	2006	4.5 11.166	3.2 10.200	3.8 10.933	4.0 13.000		3.2 11.566	18.7 56.865		
	Kilian SCHMITT	2004		4.8 13.333	3.8 12.600		4.4 12.633	4.2 13.233	17.2 51.799		
	Timon ERB	2006	4.3 12.500	4.1 11.966		4.0 12.800	3.6 11.733		16.0 48.999		
5	NKL Liestal 		37.899 5	35.132 5	36.265 5	39.300 4	38.133 3	38.499 4	225.228		
	Janick BRUNNER	1994	4.0 12.433	4.5 12.833	4.1 12.066	4.0 13.150	4.6 12.833	4.7 12.900	25.9 76.215		
	Jonas MUNSCH	1997	3.8 12.566		4.1 12.733	4.0 13.300	4.4 13.100	4.2 13.233	20.5 64.932		
	Kevin KUHNI	2003	5.0 12.600	4.3 12.333		4.8 12.850	4.0 12.200	3.4 10.800	21.5 60.783		
	Quentin WEBER	2007		3.7 9.966	2.6 8.166	3.2 12.000	3.4 11.366		12.9 41.498		
	Jan IMHOF	2004	3.9 12.733		4.0 11.466			4.4 12.366	12.3 36.565		
	Benaja MUNSCH	2000		2.8 8.366					2.8 8.366		
6	LU/OW/NW 1 		35.733 6	28.499 6	33.532 6	37.800 6	36.732 6	31.032 6	203.328		
	Dominic TAMSEL	2000	4.9 13.300	5.0 12.733	4.5 13.100	4.0 13.350	5.1 13.533	4.9 13.133	28.4 79.149		
	Michel FURRER	2006	3.5 11.300	2.7 7.300	2.9 9.866	3.2 12.200	3.3 11.000	3.4 10.033	19.0 61.699		
	Alain BREGENZER	2006	3.8 11.033		2.9 9.800	3.2 12.250			9.9 33.083		
	Leon SCHÜPBACH	2009	3.4 11.133	3.1 8.466			3.1 11.466		9.6 31.065		
	Leandro ISENEGGER	1997			2.5 10.566		3.2 11.733	2.1 7.866	7.8 30.165		
	Linus WOLFISBERG	2006		2.4 6.666		2.4 11.400		3.0 7.433	7.8 25.499		







NATIONALLIGA B - MÄNNER

Rg.	Name	Jahrg.								Total
1	Aargau 2 		36.199 3	38.199 1	36.299 2	40.300 2	38.532 1	38.466 1	227.995	
	Mario BRAND	2004	4.6 12.633	4.2 11.300	4.1 12.233	4.8 13.750	4.1 12.500	4.4 13.133	26.2 75.549	
	Ben SCHUMACHER	2008	3.9 11.866	4.2 13.033	3.2 11.133	4.0 13.250	4.4 12.866	3.8 12.200	23.5 74.348	
	Matteo GIUBELLINI	2004		5.0 13.866	4.0 12.933	4.0 13.300	4.8 13.166	4.4 13.133	22.2 66.398	
	Loris MARTY	2008	3.9 11.700		2.9 10.400			3.2 11.300	10.0 33.400	
	Nico NEESER	1999	4.8 11.033	3.5 9.200			4.0 11.300		12.3 31.533	
2	Solothurn 1 		39.032 2	33.666 3	38.065 1	40.950 1	36.532 3	38.132 2	226.377	
	Benjamin GISCHARD	1995	6.0 14.166	5.3 13.500	4.7 12.866	5.2 14.300	5.2 11.533	4.6 13.300	31.0 79.665	
	Silas FRICKER	2005	4.2 11.733	3.8 9.933	3.8 11.900	4.0 12.750	4.0 12.833	4.0 12.166	23.8 71.315	
	Ian STAUBITZER	2005	4.5 13.133	2.6 4.900	3.6 12.466	4.0 12.850	4.3 12.166	3.8 12.666	22.8 68.181	
	Noah BITTERLI	2001		4.1 10.233	4.7 12.733	4.8 13.800	4.5 10.433	4.3 10.433	22.4 57.632	
3	Schaffhausen 		39.033 1	31.999 4	33.399 4	40.200 3	36.932 2	35.632 3	217.195	
	Taha SERHANI	1995	5.6 13.400	5.0 11.466		5.2 14.150	5.6 13.666	5.9 13.733	27.3 66.415	
	Maximilan GLAESER	2007	3.8 10.533	3.2 6.000	3.6 11.000	4.0 13.050	4.0 10.333	3.6 10.933	22.2 61.849	
	Fabio STRAUSS	1999	4.4 12.500		3.8 11.766	4.0 13.000	3.3 11.066	2.9 10.966	18.4 59.298	
	Marco WALTER	1994	4.3 13.133	3.8 12.100	2.7 10.633		3.8 12.200		14.6 48.066	
	Jonas RÄPPEL	2008		2.9 8.433	1.9 8.700	2.4 11.300		2.0 9.566	9.2 37.999	
4	Zürich 2 		35.733 4	36.865 2	34.965 3	38.550 4	34.366 5	34.532 5	215.011	
	Omar ATEYEH	2007	3.9 12.333	3.6 12.066	3.7 11.066	4.0 12.900	3.7 11.733		18.9 60.098	
	Benjamin PFYFFER	2002		4.8 12.433	3.9 11.866	4.0 13.200	4.0 11.133	3.9 11.000	20.6 59.632	
	Julian PITSIS	2008	4.0 11.200		3.4 10.766	2.4 10.850	3.6 11.500	3.2 10.933	16.6 55.249	
	Nico OBERHOLZER	2006	3.9 11.900	3.5 11.233		4.0 12.450		4.0 11.866	15.4 47.449	
	Carlo RIESCO	2006		3.9 12.366	3.9 12.033		3.9 10.000	3.8 11.666	15.5 46.065	
	Quinn MÜLLER	2007	3.6 11.500						3.6 11.500	
5	Genève 		34.232 5	30.166 5	32.032 5	37.100 5	36.199 4	35.099 4	204.828	
	Ewan ONOMOR	2004	3.8 12.000	3.1 10.600	3.3 11.666	4.0 12.750	3.6 12.166	3.7 12.100	21.5 71.282	
	Théo EZAHR	2000	3.5 11.266	4.1 11.033	2.9 7.500	3.2 12.100	3.9 12.033	3.9 11.766	21.5 65.698	
	Lamine DELORME	2001		3.7 8.533	3.0 9.600	3.2 11.800	3.3 12.000	3.5 11.233	16.7 53.166	
	Lucas ANGILOTTI	2002	3.3 7.633		3.2 10.766		3.0 11.233		9.5 29.632	
	Michael FULPIUS	1999	3.2 10.966			3.2 12.250			6.4 23.216	
	Gaël LA GRECA	2005		2.2 1.166				2.6 10.200	4.8 11.366	
6	Zürich 3 		31.165 6	28.266 6	31.299 6	37.100 5	32.733 6	28.032 6	188.595	
	Ben WOLFER	2009	3.7 11.133	2.7 5.233	2.7 6.933	2.8 11.600	3.3 11.733	2.1 8.166	17.3 54.798	
	Nick REULING	2008	3.6 8.633		3.0 10.166	4.0 12.400	3.5 10.400		14.1 41.599	
	Colin Jaden SCHMID	2006	3.9 9.066	3.6 10.533		3.2 11.850		3.8 8.433	14.5 39.882	
	Lars SCHLATTER	2009		3.1 8.033	2.9 10.233		4.2 10.600	2.5 10.866	12.7 39.732	
	Adam ATEYEH	2008	4.1 10.966		3.3 10.900	4.0 12.850			11.4 34.716	
	Luis BRANDENBERGER	2008		3.8 9.700			3.6 9.833	2.4 8.733	9.8 28.266	

NATIONALLIGA C - MÄNNER

Rg.	Name	Jahrg.								Total
1	St.Gallen 3 		36.799 1	31.866 5	32.932 2	40.800 1	32.365 6	35.633 1	210.395	
	Sandro BRÄNDLE	1997	4.5 12.933	3.6 11.066	3.3 11.633	4.8 14.050	3.1 11.766	2.9 11.100	22.2 72.548	
	Pablo BRÄGGGER	1992	4.2 12.366			4.8 13.950	4.5 10.433	5.5 13.400	19.0 50.149	
	Severin MICHEL	2001	3.6 11.500		3.4 10.333	3.2 12.350	3.2 10.100		13.4 44.283	
	Christian KOPP	1995	3.7 11.133	3.2 9.800	3.8 10.200	4.0 12.800			14.7 43.933	
	Fabian BISCHOFBERGER	1998		3.5 10.800	3.1 10.966		3.4 10.166		10.0 31.932	
	Christoph SCHERRER	1996		2.8 10.000				2.6 11.133	5.4 21.133	
2	Solothurn 2 		34.465 3	32.166 4	33.098 1	36.900 3	35.532 2	34.132 2	206.293	
	Janik MANN	2006	3.9 11.866		3.8 11.466	4.4 13.250	3.3 12.066	3.5 12.033	18.9 60.681	
	Alessandro SIGNORONI	2003	3.6 11.433	3.8 11.100	4.1 12.366	3.2 11.650	3.1 11.966		17.8 58.515	
	Andrin ERDIN	2009	3.6 11.166	3.0 10.833	2.2 9.266	3.2 11.750		2.1 10.966	14.1 53.981	
	Luan MANN	2008	3.5 10.733		2.8 9.266	3.2 11.900	3.0 10.500		12.5 42.399	
	Roman TOSATO	2008		2.8 10.233			3.3 11.500	2.1 10.033	8.2 31.766	
	Emanuele MAIER	2008		2.7 7.033				2.1 11.133	4.8 18.166	
3	St.Gallen 2 		34.799 2	34.166 1	32.433 3	35.500 7	33.399 4	32.299 3	202.596	
	Jannick ENGEL	2008	3.5 11.933	3.3 8.833	2.8 10.000	4.0 12.200	2.6 6.033	3.0 10.733	19.2 59.732	
	Enyo WIDMAIER	2009	3.5 11.566		3.5 11.233	4.0 12.250	3.5 11.133	2.1 10.000	16.6 56.182	
	Linus EISENRING	2007		4.0 11.933	3.5 10.800		2.9 11.133	2.0 11.066	12.4 44.932	
	Max KRÜGER	2009		3.5 11.433	2.4 10.400		2.8 11.133	2.5 10.500	11.2 43.466	
	Lewin DOLL	2009	3.5 11.300	2.7 10.800		2.2 11.050			8.4 33.150	
4	Aargau 3 		33.766 4	32.965 3	30.099 5	37.100 2	33.499 3	31.299 4	198.728	
	Nando STEGER	2008	3.7 11.433	2.9 10.766	2.8 9.933	4.0 12.400	3.2 9.900	2.9 10.866	19.5 65.298	
	Samuel FURTER	2006	3.3 11.200	3.5 7.733	2.6 10.200	4.0 12.950	3.4 11.833	3.1 9.933	19.9 63.849	
	Cédric PFÄFFLI	1998	3.2 9.500	3.6 11.233	3.0 9.966	3.2 11.550	3.1 11.766	2.2 8.766	18.3 62.781	
	Luis HARDER	2004			1.8 6.833	3.2 11.750	2.3 5.600	2.1 10.500	9.4 34.683	
	Davide KRÄTTLI	2010	3.5 11.133	3.6 10.966					7.1 22.099	
5	Neuchâtel 		32.466 5	33.166 2	30.933 4	36.800 4	33.299 5	30.332 6	196.996	
	Dany LEIMGRUBER	2006	4.0 12.400	3.8 11.900	3.5 11.700	4.0 13.000	3.1 11.833	3.7 9.533	22.1 70.366	
	Corentin CAILLAUD	2004	4.2 11.466	2.7 9.633	3.2 9.800	3.2 11.600	2.3 7.000	2.1 10.166	17.7 59.665	
	Anthony RODRIGUEZ	2005	3.9 8.600	2.5 8.066	2.8 9.200	4.0 12.200	3.3 10.233	3.1 10.633	19.6 58.932	
	Hugo MACHADO DA SILVA	2007		3.1 11.633	1.9 9.433		2.4 11.233		7.4 32.299	
6	Bern 		30.966 6	31.632 6	25.166 7	36.650 5	36.033 1	30.432 5	190.879	
	Andrin FREY	2000	6.0 14.400	5.8 14.266	4.9 13.600	5.0 13.750	5.7 13.500	4.6 10.966	32.0 80.482	
	Janis AEGERTER	2005	3.9 12.466		2.8 6.300	3.2 12.600	3.5 11.300		13.4 42.666	
	Jan BAUDENBACHER	2010		2.5 7.866	1.9 5.266	2.4 10.300		2.2 9.833	9.0 33.265	
	Gian AEBERSOLD	2009	2.9 4.100	2.6 7.566			2.8 9.266	2.0 9.633	10.3 30.565	
	Nick AEBERSOLD	2007		3.5 9.500			2.8 11.233		6.3 20.733	
	Louis STIRNIMANN	2010						1.8 6.400	1.8 6.400	

NATIONALLIGA C - MÄNNER

Rg.	Name	Jahrg.							Total
7	Fribourg		29.699 ⁷	23.299 ⁷	27.966 ⁶	33.700 ⁸	25.733 ⁸	29.032 ⁷	169.429
	Axel GOBET	2004	4.0 9.633	2.7 7.466	3.8 10.400	3.2 12.250	2.8 10.600	2.6 9.866	19.1 60.215
	Baptiste SCHWECHLER	2006	3.5 10.333	2.5 7.200	2.5 6.866	2.2 10.800	2.6 7.633	2.4 9.300	15.7 52.132
	Matthieu GOBET	2008	2.9 9.066	2.2 1.466	1.9 9.100	2.2 9.250	2.5 7.500	2.0 9.866	13.7 46.248
	Corentin NICOLET	2005	2.6 9.733	2.5 8.633	1.8 8.466	1.6 10.650			8.5 37.482
	Thibaud GODEL	2005					2.4 5.766		2.4 5.766
8	LU/OW/NW 2		25.598 ⁸	20.499 ⁸	24.932 ⁸	35.700 ⁶	29.866 ⁷	18.400 ⁸	154.995
	Michael FISCHER	1990		2.5 7.633		3.2 12.250	2.6 10.566	2.6 9.400	10.9 39.849
	David SCHACHER	2004		2.3 6.400	2.6 10.533	3.2 12.600	2.4 8.100		10.5 37.633
	Jonas SCHMIDIGER	1998	3.2 7.966	2.4 6.466			2.4 11.200	2.5 9.000	10.5 34.632
	Silvan GRABER	2006	2.3 7.166		1.8 8.466	1.6 10.850			5.7 26.482
	Lukas OBERHOLZER	2005	2.4 7.000		1.8 5.833	2.2 10.700			6.4 23.533
	Fabio LIPPITSCH	1999	2.7 10.466		1.7 5.933		2.4 6.833		6.8 23.232